

**G·E·M·I·N·I**<sup>®</sup>  
ceramic wall & floor tile collection

*Home Collection*



Featuring the exclusive **Villeroy & Boch** collection

1748

# Home Collection

The GEMINI Home Collection is a stylish and concise range of quality wall and floor tiles specially tailored for developers. Drawing on the creative ingenuity of some of the world's most renowned tile manufacturers, we have crafted an aesthetically stunning and practical collection which will provide the perfect finish to any development project.



**Villeroy & Boch**  
1748

Villeroy & Boch have manufactured ceramics since 1748, priding themselves on innovative design and outstanding quality. With over 270 years of experience producing exquisite ceramics, they are one of the leading names in tile manufacturing and their influential tile collection is in high demand.

The GEMINI Home Collection features 10 exclusive tile ranges from Villeroy & Boch, handpicked by the CTD Housebuilders team. These wall and floor tiles offer an array of styles and finishes, ideal for adding the finishing touches to new homes and fulfilling the interior design ambitions of home buyers.

Front cover: *Stow 2* (page 28-29)

Pictured right: *Poitiers* (page 60-61) and *Havana* (page 54-55)

Back cover: *Dyroy* (page 62-63) and *Contrasti* (page 56-57)

Please note that these are suggestions only.

Usage and application may differ with each project.

Please always check prior to fixing.

For more guidance see our guidelines on page 66.



# Contents

## VILLEROY & BOCH WALL & FLOOR

Dovedale	Page 4-5
Burford	Page 6-7
Cairn 2	Page 8-9
Fairford	Page 10-11
Castleton	Page 12-13
Arch	Page 14-15

## ELEGANT WALL & FLOOR

Cliveden	Page 16-17
Barrington	Page 18-19
Polesden	Page 20-21
Handcrafted	Page 22-23

## MODERN WALL & FLOOR

Buxy	Page 24-25
Kingston	Page 26-27
Stow 2	Page 28-29
Cayman	Page 30-31
Tundra Sky	Page 32-33
Nebula	Page 34-35
B&W Star	Page 36-37

## STYLISH FLOOR

Core	Page 38-39
Traffic	Page 40-41
Aspenwood	Page 42-43
Moulden 2	Page 44-45
Urban	Page 46-47
British Stone	Page 48-49
Veined Stone	Page 50-51

## SMALL FORMAT WALL & FLOOR

Cuban	Page 52-53
Havana	Page 54-55
Contrasti	Page 56-57
Crackle	Page 58-59
Poitiers	Page 60-61
Dyroy	Page 62-63

Cleaning and Maintenance	Page 64
Tile Grout	Page 65
Tile Trims	Page 65
Guidelines	Page 66


# Dovedale

*A calming collection of stone inspired hues, with contrasting wall and floor tiles and eye-catching décors.*


400x250x7.5mm



Light Grey | B0042671



Light Cream | B0043773



Light Grey Relief Décor | B0042672



Light Cream Relief Décor | B0043774

450x450x9mm



Light Grey | B0042673



Light Cream | B0043775

Product	Format	Material	V Rating	Wall	Floor
Dovedale	400x250x7.5mm	Glazed Ceramic	V1	•	
Dovedale	450x450x9mm	Glazed Porcelain	V2	•	•



# Burford

Relax in tranquil tones and swirling textures with this stone inspired range.

400x250x7.5mm



Sand | B0042676



Light Grey | B0042675



Grey | B0042674



Sand Wave Décor | B0042679




Light Grey Wave Décor | B0042678



Grey Wave Décor | B0042677


450x450x9mm



Sand | B0042682



Light Grey | B0042681



Grey | B0042680

Product	Format	Material	V Rating	Wall	Floor
Burford	400x250x7.5mm	Glazed Ceramic	V3	•	
Burford	450x450x9mm	Glazed Porcelain	V3	•	•



# Cairn 2

Beautiful stone effect wall and floor tiles in a choice of light and dark grey colour ways.

400x250x7.5mm



Ice Grey | B0042683



Smoke Grey | B0042684



Ice Grey Décor | B0042685



Smoke Grey Décor | B0042686

450x450x9mm



Ice Grey | B0042687



Smoke Grey | B0042688

Product	Format	Material	V Rating	Wall	Floor
Cairn 2	400x250x7.5mm	Glazed Ceramic	V4	•	
Cairn 2	450x450x9mm	Glazed Porcelain	V4	•	•



# Fairford

Create a tranquil and calming space with this collection of natural stone effect wall and floor tiles with coordinating linear décors.


400x250x7.5mm




Light Grey | B0042692



Beige | B0043776




Light Grey Line Décor | B0042693




Beige Line Décor | B0043777

450x450x9mm



Light Grey | B0042695



Beige | B0043778



Dark Grey | B0042694

Product	Format	Material	V Rating	Wall	Floor
Fairford	400x250x7.5mm	Glazed Ceramic	V3	•	
Fairford	450x450x9mm	Glazed Porcelain	V3	•	•




# Castleton

*Bring industrial style to your living spaces with these striking distressed look wall and floor tiles.*

400x250x7.5mm




Light Grey Gloss | B0042696




Medium Grey Gloss | B0042697

450x450x9mm




Light Grey Rough Polished | B0042698



Medium Grey Rough Polished | B0042699

Product	Format	Material	V Rating	Wall	Floor
Castleton	400x250x7.5mm	Glazed Ceramic	V3	•	
Castleton	450x450x9mm	Glazed Porcelain	V3	•	•



# Arch

*The characteristic texture and elegance of marble with linear waves weaving across the surface.*

400x250x7.5mm



Cream Gloss | B0042700



Warm Grey Gloss | B0042701




Cream Décor Gloss | B0042702



Warm Grey Décor Gloss | B0042703

450x450x9mm



Cream Matt | B0042704



Warm Grey Matt | B0042705

Product	Format	Material	V Rating	Wall	Floor
Arch	400x250x7.5mm	Glazed Ceramic	V3	•	
Arch	450x450x9mm	Glazed Porcelain	V3	•	•







# Cliveden

*Cliveden will provide warmth and a stylish twist to any space.*


500x250x9.2mm




White | B0041836




Cream | B0041838



Grey | B0041837



Concept White | B0041839




Concept Cream | B0041841




Concept Grey | B0041840

500x500x9mm



White | B0041842



Cream | B0041844



Grey | B0041843

Product	Format	Material	V Rating	Wall	Floor
Cliveden	500x250x9.2mm	Glazed Ceramic	V4	•	
Cliveden	500x500x9mm	Porcelain	V4	•	•



# Barrington

Introduce a dynamic look to your home with the dramatic flair of Barrington.

500x250x9mm



White | B0041845



Cream | B0041846



Concept White | B0041847



Concept Cream | B0041849



Concept Graphite | B0041848



Art White | B0041850



Art Cream | B0041852



Art Graphite | B0041851

500x500x9mm



White | B0041853



Cream | B0041855



Graphite | B0041854

Product	Format	Material	V Rating	Wall	Floor
Barrington	500x250x9.2mm	Glazed Ceramic	V3 (plain), V2 (decor)	•	
Barrington	500x500x9mm	Glazed Porcelain	V4	•	•



# Polesden

These décor tiles will add interest to any kitchen or bathroom setting.

500x250x9.2mm



White | B0041830



Cream | B0041831



Concept White | B0041832



Concept Cream | B0041833



Art White | B0041834




Art Cream | B0041835

500x500x9mm



Knole White | B0041828



Knole Cream | B0041829

Product	Format	Material	V Rating	Wall	Floor
Polesden	500x250x9.2mm	Glazed Ceramic	V4	•	
Knole	500x500x9mm	Glazed Porcelain	V4	•	•



# Handcrafted

*Quiet textures and subtle pattern will transform the simplest of spaces into a modern scheme.*

600x300x9mm



Grey | B0039852



Beige | B0039853




Grey 3D Décor | B0039854




Beige 3D Décor | B0039855

450x450x7.5mm



Grey | B0039856



Beige | B0039857

Product	Format	Material	V Rating	Wall	Floor
Handcrafted	600x300x9mm	Glazed Ceramic	V2	•	
Handcrafted	450x450x7.5mm	Glazed Porcelain	V2	•	•



# Buxy

Introduce texture to your home with a subtle hexagon design and tiles featuring a softly textured surface.


600x300x10.5mm



Perla | B0041089



Gris | B0041090



Perla Hexagon | B0041091




Gris Hexagon | B0041092



Antracita Hexagon | B0041093

600x600x10mm



Perla | B0041094



Gris | B0041095

Product	Format	Material	V Rating	Wall	Floor
Buxy	600x300x10.5mm	Glazed Ceramic	V2	•	
Buxy	600x600x10mm	Porcelain	V2	•	•




# Kingston

Pair wall décors and floor tiles for a harmonious result which adds shine and richness to your home.

600x300x10.3mm



White Brillo | B0041856



Graphite Brillo | B0041857




Concept White Brillo | B0041858



Concept Graphite Brillo | B0041859

600x600x9.6mm




White Matt | B0041860



Graphite Matt | B0041861

Product	Format	Material	V Rating	Wall	Floor	Additional
Kingston	600x300x10.3mm	Glazed Ceramic	V3	•		Rectified
Kingston	600x600x9.6mm	Glazed Porcelain	V3	•	•	



# Stow 2

*Introduce neutral tones to your home with the delicate veining effect of natural stone and coordinating venetian style linear décors.*

600x300x9mm



Cream | B0042706



Mink | B0042707



Cream Shutter Décor | B0042708



Mink Shutter Décor | B0042709

450x450x9mm



Cream | B0042710



Mink | B0042711

Product	Format	Material	V Rating	Wall	Floor
Stow 2	600x300x9mm	Glazed Ceramic	V3	•	
Stow 2	450x450x9mm	Glazed Porcelain	V3	•	•



# Cayman

Durable tiles with stone inspired surfaces in three neutral colourways, ideal for any room in the home.

600x300mm




Chalk Matt | B0042719



Sand Matt | B0042720


600x600x10mm



Chalk Matt | B0042721



Sand Matt | B0042723



Grey Multicolour Matt | B0042722

Product	Format	Material	V Rating	Wall	Floor
Cayman	600x300mm	Glazed Ceramic	V4	•	
Cayman	600x600x10mm	Glazed Porcelain	V3	•	•





# Tundra Sky

*Introduce the timeless aesthetic of marble to your interior and add a splash of contemporary style with a wave effect 3D décor.*

900x300x9mm



Grey Gloss | B0044117



Grey 3D Décor Gloss | B0044118

600x600x9mm



Grey Semi Polished | B0044123

Product	Format	Material	V Rating	Wall	Floor	Additional
Tundra Sky	900x300x9mm	Glazed Ceramic	V3	•		Rectified
Tundra Sky	600x600x9mm	Glazed Porcelain	V3	•	•	Rectified



# Nebula

A striking range of marble effect tiles in a glossy finish. Complete the look with a textured 3D décor.

900x300x9mm



White Gloss | B0044115



Grey Gloss | B0044113



White Décor Gloss | B0044116



Grey Décor Gloss | B0044114

600x600x9mm



White Semi Polished | B0044122



Grey Semi Polished | B0044121

Product	Format	Material	V Rating	Wall	Floor	Additional
Nebula	900x300x9mm	Glazed Ceramic	V4	•		Rectified
Nebula	600x600x9mm	Glazed Porcelain	V4	•	•	Rectified



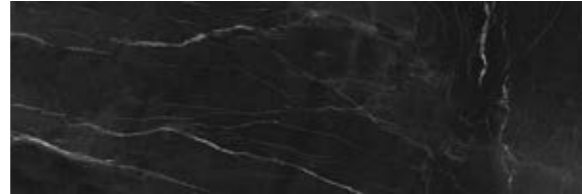
# B&W Star

*A stylish range capturing the beauty of natural marble.  
Add a modern twist with the wave décor.*

900x300x9mm




White Gloss | B0044109



Black Gloss | B0044111




White Décor Gloss | B0044110




Black Décor Gloss | B0044112

600x600x9mm



White Semi Polished | B0044119



Black Semi Polished | B0044120

Product	Format	Material	V Rating	Wall	Floor	Additional
B&W Star	900x300x9mm	Glazed Ceramic	V3	•		Rectified
B&W Star	600x600x9mm	Glazed Porcelain	V3	•	•	Rectified



# Core

A contemporary collection of concrete-inspired porcelain tiles in a range of calming, neutral hues.

600x300x10mm




Snow | B0042599



Tortora | B0040416



Concrete | B0044180




Plumb | B0043972

600x600x10mm



Available in all colours:  
Snow | B0044107  
Tortora | B0040415  
Concrete | B0041875  
Plumb | B0040591

900x900x11mm



Available in two colours:  
Snow | B0044108  
Concrete | B0043982

Product	Format	Material	V Rating	Wall	Floor
Core	600x300x10mm	Glazed Porcelain	VI	•	•
Core	600x600x10mm	Glazed Porcelain	VI	•	•
Core	900x900x11mm	Glazed Porcelain	VI	•	•



# Traffic

*A versatile collection of subtle shades in a polished finish.  
Perfect for creating a seamless look throughout your home.*

600x600x9.5mm



White Polished | B0038742



Cream Polished | B0038739



Mocha Polished | B0038743



Light Grey Polished | B0038740



Dark Grey Polished | B0038741



Anthracite Polished | B0038744

Product	Format	Material	V Rating	Wall	Floor
Traffic	600x600x9.5mm	Polished Porcelain	V4	•	•



# Aspenwood

*Celebrate the natural beauty of wood  
with organic textures and practical features.*

1200x200x10mm




Beige | B0039927



Cherry | B0039935



Wenge | B0039932




Dark Wenge | B0039933



Anthracite | B0039936




Mink | B0039934



Greige | B0039928



Dark Greige | B0039929



Gris | B0039930



Dark Gris | B0039931

Product	Format	Material	V Rating	Wall	Floor	Additional
Aspenwood	1200x200x10mm	Glazed Porcelain	V3	•	•	Rectified




# Moulden 2

*The warm and natural look of real wood,  
with the added benefits of a porcelain floor tile.*

1200x200x10mm



Ivory Matt | B0042729



Grey Matt | B0042728



Beige Matt | B0042727



Greige Matt | B0042730

Product	Format	Material	V Rating	Wall	Floor
Moulden 2	1200x200x10mm	Glazed Porcelain	V3	•	•



# Urban

*Durable porcelain tiles with a contemporary, industrial look, ideal for seamlessly connecting living spaces.*

800x800a10mm



Light Grey Matt | B0042726




Grey Matt | B0042725



Dark Grey Matt | B0042724

Product	Format	Material	V Rating	Wall	Floor
Urban	800x800mm	Glazed Porcelain	V2	•	•





# British Stone

Bring the inside outside with eye catching paving solutions for outdoor areas where durability and functionality are paramount.

600x600x10mm **Indoor**



Beige Matt | B0032918



Grey Matt | B0032919



Antrasit Matt | B0032920

600x600x20mm **Outdoor**



Beige Matt | B0042046



Grey Matt | B0042048



Antrasit Matt | B0042047

Product	Format	Material	V Rating	Wall	Floor
British Stone	600x600x10mm	Porcelain	V4	•	•
British Stone	600x600x20mm	Porcelain	V4		•




# Veined Stone

Embrace outdoor and open plan living with beautiful porcelain tiles suitable for inside and outside use.

600x600x9mm **Indoor**



Light Grey | B0043802



Dark Greige | B0043803




Antracite | B0043804

600x600x20mm **Outdoor**



Light Grey | B0043799




Dark Greige | B0043800



Antracite | B0043801


Product	Format	Material	V Rating	Wall	Floor
Veined Stone	600x600x9mm	Porcelain	V3	•	•
Veined Stone	600x600x20mm	Porcelain	V3		•




# Cuban

Add some ornate detail to your home with these intricate monochrome tiles.

223x223x10mm (4 tiles shown)



Silver Star | B0040550



White Star | B0040547




Silver Ornate | B0040551



White Ornate | B0040549



Silver Sky | B0040552



Black Block | B0040553



Bayamo White | B0041554



Bayamo Grey | B0041555

Product	Format	Material	V Rating	Wall	Floor
Cuban	223x223x10mm	Glazed Porcelain	VI	•	•



# Havana

Experiment with playful pattern, whilst maintaining a calm palette of soft blue, white and grey shades.

223x223x10mm (4 tiles shown)



Silver Ornate | B0041550



White Garden | B0041551



White Herald | B0041552



White Flower | B0041553



Bayamo White | B0041554



Bayamo Grey | B0041555

Product	Format	Material	V Rating	Wall	Floor
Havana	223x223x10mm	Glazed Porcelain	VI	•	•



# Contrasti

Embrace the trend for patterned floor tiles in the home with a choice of intricate designs.


200x200x10mm (4 tiles shown)



Tappeto Grigio | B0044048



Tappeto Ottanio | B0044047



Tappeto Antracite | B0043619



Bianco  
B0044044



Grigio  
B0044045



Ottanio  
B0044046



Antracite  
B0043620

Product	Format	Material	V Rating	Wall	Floor
Contrasti	200x200x10mm	Glazed Porcelain	V2	•	•



# Crackle

*With a delicate crackle-effect finish, these understated tones will add a cool and contemporary finish to your room.*

300x75x8.5mm



White | B0041738



Bone | B0041739



Aspen | B0041740



Smokey Blue | B0041741




Ocean Blue | B0041742



Emerald Green | B0041743

Product	Format	Material	V Rating	Wall	Floor
Crackle	300x75x8.5mm	Glazed Ceramic	V3	•	



# Poitiers

From simple brick patterns to trendy herringbone compositions, Poitiers is a stylish option for any room.

150x75x9mm



White  
B0041778



Moonlight  
B0041780

300x75x9mm



White | B0041770



Moonlight | B0041775



Rose | B0041776



Mint | B0041777



Azure | B0041773



Indigo | B0044241



Bordeaux | B0044239



Green | B0044240

Product	Format	Material	V Rating	Wall	Floor
Poitiers	150x75x9mm	Glazed Ceramic	VI	•	
Poitiers	300x75x9mm	Glazed Ceramic	VI	•	



# Dyroy

Small format metro tiles featuring a delicate crackle effect in a range of bold, rich hues.

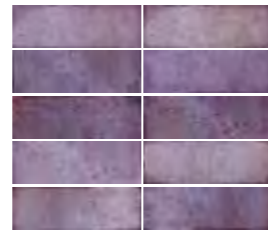
200x65x9mm (10 tiles shown)




White | B0044073



Grey | B0044072




Aubergine | B0044069



Aqua | B0044068



Blue | B0044070



Green | B0044071

Product	Format	Material	V Rating	Wall	Floor
Dyroy	200x65x9mm	Glazed Ceramic	V4	•	





# Cleaning and Maintenance

One of the major advantages of hard finishes such as ceramic and porcelain over others is not only their durability but the fact that utilising correct cleaning and maintenance methods and products will ensure that the properties and advantages of using such finishes are fully realised and long lasting.

Although the types of tile, surface finish and the environment in which they are installed are many and varied, the following guide aims to provide the basis of information required to maintain the durability and functionality of a floor or wall through the adoption of a regular and appropriate cleaning and maintenance programme for your installation.



## New Floors

If, after installing the floor, other operations are required such as painting/decorating, installing or moving items of furniture, etc. it is essential that the floor tiles are covered to protect them from accidental damage.

Most newly laid floors will retain an amount of cement or polymer film on the tiles following the grouting process which should usually be removed by the tile installers during their 'builders clean'. If any cement residue remains this should be removed after the grout has cured, but as soon as possible with a mildly acidic, specific grout/cement removing solution such as Lithofin Cement Residue Remover. This should be tested for dilution and removal, followed by thorough rinsing with clean water.

**Please note:** always test cleaning products on 1-2 tiles in an inconspicuous area before progressing to the whole floor.

## General Daily / Weekly Cleaning Instructions

Tiled floors should be cleaned regularly with clean fresh water and a mildly alkaline detergent such as Lithofin Conditioning Cleaner, mixed in accordance with the manufacturer's recommendations.

Important: Always vacuum (brush down) the area to be cleaned to release grit and dusting. Lithofin Conditioning Cleaner can then be added to lukewarm water with one squirt (approx. 20ml per 10 litres of water). After washing/mopping allow the residue to dry naturally on the surface of the tile, do not rinse with clear water. On larger areas, ensure that the water is changed regularly, and that the mop is rinsed after each room, to ensure that contaminated water is not redistributed across the floor and left to dry.

## Deep Cleaning

Occasional deep cleaning of the floor tiles may be necessary depending on the location and level of exposure to dirt and foot traffic, etc.

For deeper cleaning of these tiled areas, they can be washed down with a diluted alkaline product such as Lithofin Intensive Cleaner, this will remove more ingrained greases, oils, and general contamination. Always ensure a small test for dilution and removal of contamination is carried out prior to cleaning the whole area.

The solution should be allowed to remain on the floor for at least 10-15 minutes so that the product can penetrate the dirt. After the application time, the solution and dirt should then be rinsed away with clean water to remove all traces of the product residue. It is the rinsing process and complete removal of the rinse water that cleans the dirt from the tiles and prevents carbonate/sulphate/watermarking from building up. Do not allow the solution or rinse water to evaporate or dry onto the tiles as this will leave these types of deposits on the surface which can become hard to remove over time.

If an efflorescence residue (white chalky-dusting) starts to build, use Lithofin Ceramic Clean for the removal of this type of contamination. The use of a white emulsifying pad or brushes rather than mops will again help with slightly more ingrained contamination.

**Please note:** always test cleaning products on 1-2 tiles in an inconspicuous area before progressing to the whole floor.

# Tile Grout

Selecting tiles is only part of the journey, the grout you choose will also have a huge impact on the style of the room. Fortunately we have an array of coloured grouts to choose from to help achieve the desired look. Choose contrasting grout for a dramatic effect, or closely match the tile and grout colour for a more subtle finish.




**Weber Joint Premium Grout** is available in 18 colours

Brown	Black
Dark Sand	Charcoal
Natural	Slate
Beige	Storm Grey
Sandstone	Misty Grey
Limestone	Silver Grey
Jasmine	Grey
Ivory	Platinum
White	Ice Grey

# Tile Trims

We offer trims in various materials, colours and shapes which are sure to complement your new tiles. Our PVC and metal trims are quick and easy to install, hard wearing and durable, with corner pieces available to ensure a seamless finish. We also have a range of stone-effect trims which match the look of stone-effect tiles.



# Guidelines

## Glazed Ceramic Tiles\*

Currently this is the most common type of tile, they possess specific technical properties and a glaze coating that physically and hygienically protects the tiles. The base is clay based and porous; bucket cement is normally used to fix these tiles. They are used internally on walls and floors. In general the floor tiles are thicker, hence stronger, as they carry weight and more traffic. Cutting is via scoring the ceramic surface and then by snapping using pressure. Tile cutters are readily available. Tiles are available in many different sizes and thicknesses. Designs and colours can be applied during the firing of the tile, making these a very common and adaptable internal tile.

## Porcelain Tiles\*

Porcelain tiles are very durable, low porosity tiles suitable for domestic and most commercial applications. They can be fitted to walls and floors however always check to ensure that the wall can bear the weight of these tiles. Always fix porcelain tiles using cement based adhesive; an example is BAL Single Part Flexible. Plaster board and plaster walls must be primed before fixing for example using BAL primer APD. As an extremely hard material cutting can be a problem, for best results cut these tiles with a diamond bladed wet saw. Due to their very low absorbency (Vitrified or fully Vitrified) porcelain tiles do not normally require sealing. Polished tiles however have a slight degree of microporosity as a result of the polishing process. If used in areas subject to a high level of spillage, polished tiles can be sealed to further protect. Matt tiles can also be sealed in high-risk areas, e.g. light coloured tiles on commercial kitchen floors.

## Glazed Porcelain Tiles\*

Porcelain tiles with an opaque to transparent coating that have been fired to the tile biscuit. This type of tile has a vitreous covering on the face of the tile, which is fluid impermeable.

## Polished Porcelain Tiles\*

Shiny surface of un-glazed tiles, achieved by mechanical polishing at the final stage of production. We recommend sealing Polished Porcelain tiles for extra protection.

## Rectified Tiles\*

A rectified tile has been mechanically cut to size after the firing process. This process creates a precise edge and, as a result, can be laid with a tighter grout joint than an unrectified tile. Great care must be taken when fixing to ensure tiles are fixed flat and not lipped.

## PEI Ratings (Floor Grade)

The construction and qualities of tiles differ greatly. One classification that influences / affects where to use specific tiles is Abrasion Resistance PEI ratings. Abrasion Resistance is defined by four different classifications:

- 2 Light traffic. Residential wall use and bathroom floor applications.
- 3 Light to moderate traffic. Residential wall and floor use.
- 4 Moderate to heavy traffic. Residential wall and floor use with external access.
- 5 Heavy traffic. All residential wall and floor use with external access.

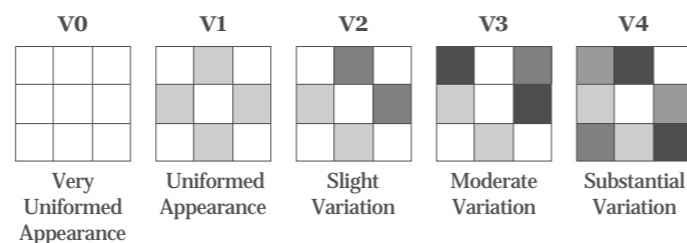
Please note: We would recommend the use of a door mat within a mat well to all external doors.

## R Ratings (Anti-Slip Grade)

The R rating of a floor tile refers to slip resistance and how safe it is to use in environments where the floor is inclined or likely to get wet. R ratings are mainly considered when fixing tiles in a commercial or public space but have been included in this brochure where available for reference. The lowest rating available is R9. The classifications are as follows:

- R9** Slip likely to occur between 3°-10° incline.  
Suitable for entrance areas, stairs, dining rooms and living spaces.
- R10** Slip likely to occur between 10°-19° incline.  
Suitable for toilets and wash rooms.
- R11** Slip likely to occur between 19°-27° incline.  
Suitable for domestic kitchens / small commercial kitchens.
- R12** Slip likely to occur between 27°-35° incline.  
Suitable for domestic kitchens / large commercial kitchens.
- R13** Slip likely to occur over 35° incline.

## Shade Variation



<b>V0</b>	Pieces of the same shade value are very uniform and smooth in texture.
<b>V1</b>	Minor variations in colour and / or structure for a restful, natural effect.
<b>V2</b>	Clearly distinguishable differences in texture and / or pattern within similar colours.
<b>V3</b>	While the colour and / or texture on a single piece of tile could be indicative of the colour and / or texture on the other tiles, the amount of colour and / or texture variation on each piece may be significant.
<b>V4</b>	Random colour and / or texture differences from tile to tile, so that one tile may have totally different colour and / or texture from that on other tiles. Thus, the final installation will be unique.

## Crazing

A fine hairline cracking which sometimes appears on the glaze of the tile. This is usually caused by tensile stress between the tile biscuit and glaze. This may have been intentionally produced for artistic effect.

## Tile Thickness

Tile thicknesses quoted are correct at the time of going to press. However, manufacturers do make changes and if this is particularly important for you, please check before ordering.

\*We strongly recommend the use of a professional tiling contractor.



Home of the exclusive  
**G·E·M·I·N·I**  
ceramic wall & floor tile collection

**Villeroy & Boch**  
1748



## What We Offer

**With over 50 years of success and a dedicated team of 650 staff nationwide, we are the housing industry's supplier of choice.**

As well as offering an exclusive product portfolio, CTD also boasts operational excellence, with simple order processing and consistent pricing. Our sophisticated stock control system eliminates supply problems no matter how many plots you are developing.

Our contracts team will create a bespoke product portfolio to meet any budget, and provide personal account management, technical training and support until project completion.

We also provide marketing support with merchandising, bespoke brochures and online design tools available to assist sales staff.

## Tile Selection

Working to your requirements we create a tailored collection of quality tiles which offers current trends and timeless classics to your customers.

## Guaranteed Pricing Period

With the ability to hit specific price points and ranges to meet build requirements, we offer price bands to suit all budgets.

## Merchandising

Working with Europe's leading tile display stand manufacturers enables us to supply any bespoke display needs. We can supply fully uniform sample boards for your sales centres, as well as full showhome support.

## Brochures

The high standard of our product portfolio is demonstrated with a bespoke PDF brochure which boasts inspirational photography.

## Ordering Portal

The CTD Housebuilder Ordering Portal allows tiling contractors to order directly from the product specification, ensuring a smooth experience which lets fixers get to work.

## On-Site Training

Our key partnerships with market leading suppliers enable us to offer technical support and training advising of best practices to comply with BS5385 (British Standards).

## Delivery

With a network of depots and trade outlets nationwide, tiling contractors can collect or request delivery at their convenience. We offer twice weekly deliveries to almost all areas nationwide, and next day collection is available at all of our outlets.

## Design Tools

Our online design tools are an integral step in customers' selection process, allowing them to experiment with different products from the product portfolio in order to make an informed decision.

## Digital Marketing

Working in partnership with developers, we promote collaborative projects using case studies on our website and across social media platforms.

## Our Partner Suppliers





Home of the exclusive



**Head Office:**  
Ceramic Tile Distributors  
351 Shields Road  
Newcastle upon Tyne  
NE6 2UD

[www.ctdtiles.co.uk/housebuilders](http://www.ctdtiles.co.uk/housebuilders)



Follow **CTD Housebuilder Tiles**  
on LinkedIn

