



G·E·M·I·N·I[®]
ceramic wall & floor tile collection

Let us inspire you...





Let us inspire you...

The GEMINI ceramic wall and floor tile collection offers an extensive range which has been individually handpicked and designed to appeal to every style imaginable. Taking inspiration from both traditional styles and the very latest trends captivating the interiors world, GEMINI's vast collection explores beautiful natural stone effect tiles alongside textured décors, ornate patterns, sumptuous colours, and both classic and contemporary styles.

With 100's of designs to choose from, the perfect tile can be chosen to meet both practical and aesthetic considerations in your home. Exclusive collections within the GEMINI range look to stay ahead of the trends and introduce unique and innovative finishes that will transform your interior with ease.

The key to



To make it as easy as possible for you to choose the right tiles, we have created a simple key so you can easily see where each tile can be installed; if they are wall or floor tiles, how hard-wearing they are, and what material they are made from.

Material

- GC Glazed Ceramic
- P Porcelain
- GP Glazed Porcelain
- PP Polished Porcelain
- R Rectified
- G Glass
- NS Natural Stone

Special Usage

- Wetroom Floor
- Wood Burner / Fire Surround

Application

- Wall & Floor Tile
- Wall Tile
- Floor Tile
- Wall Décor & Feature Tile
- Underfloor Heating

Floor Grade

- 2 Light Traffic Only
- 3 Light / Moderate Traffic
- 4 Moderate / Heavy Traffic
- 5 Heavy Traffic



BATHROOM
TILES

Pages 2-25



KITCHEN
TILES

Pages 26-39



LIVING AREA
TILES

Including tiles for Living Rooms,
Open Plan Living, Hallways and
Wood Burner / Fire Surrounds

Pages 40-55



ALL
TILES

Pages 56-153

Front cover: *Dyroy* (pages 56-57) and *Contrasti* (pages 68-69)


Please note that these are suggestions only.
Usage and application may differ with each project.
Please always check prior to fixing.
For more guidance please see our GEMINI Guidelines on pages 166-167.

GEMINI is a registered trademark of
Saint-Gobain Building Distribution Limited.

BATHROOM TILES

A place of relaxation, the bathroom is the perfect space to evoke the feeling of a spa-like sanctuary. Whether tiles are used on the floor, in the shower, or as a decorative splashback behind a basin, there are endless ways to achieve an inviting bathroom scheme that will see you through the years. Let us inspire you with our beautiful collection of ceramic and porcelain wall and floor tiles to help create your perfect bathroom. Choose from timeless natural stone effects, sophisticated marble looks and on-trend wood effect tiles. Go big with large format designs or explore geometric patterns or subtle textures of waves, hexagons and diamonds in a variety of sizes.

All tiles are suitable for installation in bathrooms and en suites.



Marble Effect Bathroom Tiles

The elegant, luxurious look of marble can work well in any kind of bathroom style, from traditional to modern, and is guaranteed to create a truly standout bathroom scheme. Our ceramic and porcelain marble effect tiles in matt and polished finishes perfectly capture the beautiful patterns and veining seen in real marble and come in a variety of shades from classic Calacatta white to decadent Nero St. Laurent black. We especially love the combination of marble and wood effect tiles, which provides the ultimate contemporary but natural look.

Consider opting for large format marble effect tiles for a stylish, seamless look across bathroom walls and floors. For a modern take on a classic look, choose from our collection of marble effect textured décors, perfect for creating striking three-dimensional feature walls with extra "wow" factor!



*Gorgeous veining across
marble-effect tiles gives an
authentic, elegant finish*



Calacatta
Pages 102-103



Go big with marble

Large format tiles showcase the exquisite markings and veining of the marble look to grand effect with realistic stone pattern stretching across the entire surface.

Marmori
Pages 98-101

Style inspiration

Pair the beautiful Kingston tiles with pastel pinks, soft blues, statement pendant lighting and an eye-catching basin for an elegant interior scheme which combines the traditional and the contemporary.



Kingston
Pages 86-87



*From bright whites to deep greys,
the look of marble is a luxurious
addition in any shade*



Inari
Pages 96-97



Nebula
Pages 92-93

Textured

Bathroom Tiles

Bring your bathroom to life with textured ceramic wall tiles designed to make a statement. Create a sense of depth and perspective in your room and you'll discover how, when balanced with clean, plain tiles, the final visual effect is striking. Just adding a little texture can transform a wall and add the finishing touch to your bathroom design.

GEMINI has a wide variety of different textured décor designs to explore, from calming waves and lines, to intricate hexagons and diamonds, through to bolder square and brick patterns. When light is cast over the tiles, the highlights and shadows amplify the surface pattern to impressive effect.

Textured décors are a fantastic choice for bathrooms walls, adding that all important tactile appeal and plenty of visual charm.



Bring geometric shapes to
your bathroom walls with
dimensional décor tiles



Style inspiration

The hexagon pattern of Buxy pairs beautifully with bright pops of colour, sprigs of greenery and an impressive basin – creating a truly eye-catching statement.





*Linear and wave décors
draw your eye across the
wall and expand the space*





Arles
Pages 60-61

Patterned Bathroom Tiles

Gone are the days when everything had to be white or neutral, now is the time to be more adventurous with your choices. As the latest interior trends have encouraged a more confident approach to colour and pattern, decorative tiles have become a design must-have, promising to instantly transform your interior with playful pattern and sophisticated style.

Create statement floors with detailed patterned tiles that will draw the eye to a key feature in your bathroom, like a free standing bath or walk in shower space. Use coordinating plain tiles around the perimeter of the patterned tiles to zone the space.

Choose small format metro tiles featuring random surface patterns for visually striking bathroom walls you'll be proud of. Whatever size or style of bathroom, we have the patterned tile for you.



Varadero
Pages 70-71



*Whether you choose pastel shades
or bold colour, patterned tiles will
elevate your bathroom style*



Style inspiration

Pair the swirling motif patterns of Contrasti with coordinating colourful tiles from the Dyroy collection for a sumptuous bathroom look that is bold yet understated.

Contrasti
Pages 68-69

Metro Brick

Bathroom Tiles

Metro brick tiles take inspiration from the shape of the tiles used throughout underground subways and this timeless and versatile design is a popular choice of bathroom wall tiling. The collection ranges from flat to bevelled, traditional glossy handcrafted effects and contemporary matt finishes in a variety of sizes, creating endless design possibilities. Choose from plain or patterned metro brick tiles in a beautiful array of colours to suit any bathroom style.

When tiling your bathroom walls with metro brick tiles, consider your layout style – choose anything from simple, classic brick patterns, interesting vertical designs, trend-setting herringbone compositions, or even step away from the norm with angled layouts. Your choice of grout can be a key feature too – opt for a contrasting grout colour to make the tile layout pop, or choose a similar grout colour for a more subtle effect, the choice is yours.



Which layout?

Level up the look of your bathroom with a layout pattern that amplifies your style. The bold metro tiles of the Poitiers collection look stunning in a herringbone layout with contrasting white grout.





Realstone Rain
Pages 108-111

Large Format **Bathroom Tiles**

Large format tiles have been an incredibly popular tiling choice over the last few years and the trend shows no signs of slowing down. Practical, stylish and long-lasting, large format tiles are an ideal choice for a modern home refresh and, with plenty of styles to choose from, there really is no limit to how you can style your tiles.

Using large format tiles on your bathroom walls or floors not only gives you a more continuous and seamless look, it also means fewer grout lines, resulting in surfaces that are easier to clean and maintain.

Large format tiles have the potential to create a real impact in your bathroom, from eye-catching marble look designs to colourful wood effects. Alternatively consider keeping your large format tiles neutral and use them as a base from which to showcase your bathroom fittings and accessories – the choice is yours!



Inari
Pages 96-97

Affordable luxury

If you're seeking a sleek and luxurious finish on a budget, consider tiling halfway up your walls with a large format design. Achieve the sumptuous look you desire without the expense of tiling the entire surface.



Marmori
Pages 98-101

Natural Stone Effect

Bathroom Tiles

As the bathroom is a place to relax, it should incorporate a look that exudes a spa-like aesthetic to help you switch off at the end of a long day. You can achieve this look and transform bathrooms of all styles and sizes with our extensive collection of natural stone effect ceramic and porcelain tiles, encapsulating the essence of real natural stone but without the extra maintenance required for the real thing.

Capturing the beauty and elegance of a range of natural stones, including marble, travertine, limestone, slate, sandstone, quartz and more, there's a look for every taste.

For a modern twist on a classic look, explore three dimensional stone effect décors and textured split-face designs which will add depth and interest to your walls and draw the eye to key features in your bathroom.



Nature
Pages 82-83



Textured feature
For a luxurious feature wall with a subtle pattern effect, textured three-dimensional tiles are ideal for achieving an understated yet characterful finish.

British Stone
Pages 120-123



Cliveden
Pages 76-77

Creative layouts

Expand your space by arranging textured tiles in the centre of your bathroom walls. This draws your eye across the wall and creates the subtle illusion of a larger space.



Knole
Pages 78-79



Tundra Sky
Pages 94-95



Choose from a range of designs
which reflect the variety of textures
and colours found in natural stone



Sintesis
Pages 106-107



Treverkever
Pages 146-147

Wood Effect Bathroom Tiles

Wood effect wall and floor tiles are an impressive and affordable alternative to real wood, and our range of colours and sizes are sure to complement your interior design ambitions.

Each tile has a textured matt surface with realistic grains and knots, but since it's porcelain you can be confident knowing this product won't need to be treated, sealed and sanded like natural materials and will be more durable than real wood thanks to crack, fade and bend resistant qualities.

Tile your bathroom floor with wood effect tiles to bring the sought after look of nature to your room and combine with underfloor heating for extra warmth and comfort. Whatever your bathroom style – contemporary urban chic or Scandinavian cabin vibes, the GEMINI collection has the perfect, authentic look wood effect porcelain tile to suit.



Moulden
Pages 148-149



Wood on walls

Wood effect tiles can also be used on bathroom walls to zone the space or create a cosy, rural setting reminiscent of Scandinavian log cabins. Combine two coordinating shades from the Aspenwood collection for a contrasting look across the wall and floor.

Aspenwood
Pages 144-145

Mosaics

Bathroom Tiles


If you are looking to set the tone with colour and pattern, choose from a selection of lively and contrasting mosaic tiles made of glass, metal, stone and porcelain in all shapes and styles, for a unique and impressive aesthetic in any bathroom.

You can be very creative when using mosaics in your bathroom. Most mosaics are supplied on a mesh sheet that can be cut and used as a border tile; an ideal way to complement your wall tiles. Consider using mosaics inside any bathroom wall niches and add lighting for added effect, or use full mosaic sheets to create superb splashbacks.

Some mosaics are also suitable for tiling wetroom floors, with their numerous grout lines providing that all important slip resistance. Let the eye-catching appeal of mosaics revive and refresh your bathroom and deliver your unique sense of style.



Mosaics
Page 152-153



Mosaic sheets are very flexible and can be applied to curved surfaces such as bath panels, wetroom enclosures, walls and columns.



Mosaics
Pages 152-153



Linear
Pages 132-133



Mosaics are highly versatile and can be used as feature walls, splashbacks, borders and even on wetroom floors*

*Check individual mosaic suitability



Mosaics
Pages 152-153

KITCHEN TILES

The ideal place to showcase individuality and interest, kitchens provide the perfect blank canvas for expressing your true sense of style. With the ability to transform the look of a space with ease, tiles can be used on the walls, floors or as a splashback in the kitchen to introduce hints of playful pattern and colour, or to establish a sophisticated scheme. Whether you are looking for a tile that evokes the texture and characteristics of natural stone, or hoping to go more decorative with a geometric tile, the GEMINI collection offers designs to suit everyone.

Most tiles are suitable for installation in kitchens. Check individual tile collections for suitability.



Colourful Kitchen Tiles

From simple to sensational, there are a variety of ways to bring colour into your kitchen from small pops to statement splashes. Colourful kitchen tiles are a fantastic way to showcase your unique personality and with so much versatility, you can have fun getting creative!

Consider a colourful kitchen splashback and choose from a range of layout patterns to suit your style. Combine colours that complement each other nicely like blue and green or pink and purple, to add depth and visual interest to your kitchen – and remember different colours evoke different moods, so choose wisely!

As long as you're working with colours that you love, then you can't go wrong – whether that's working with one statement colour, or layering up a few different accents for a stunning combination. Just have fun with your tile design, and a uniquely beautiful kitchen will be the end result.



Dyroy
Pages 56-57



Poitiers
Pages 58-59

Room for more?


If you can't get enough of your favourite tiles, why not add more? Expand your style by tiling your cabinets in a complementary colour such as the blue and green tiles from the Dyroy collection.



Dyroy
Pages 56-57



Arles
Pages 60-61



*Let your personality shine
with colourful tiles in unique
layouts and combinations*



Poitiers
Pages 58-59



Which layout?

The brick bond layout is a classic pattern, but installing vertically with metro-style tiles such as Poitiers creates a bold look which extends the height of your space.

Poitiers
Pages 58-59

Patterned Kitchen Tiles

From distinctive ornate designs to textured three dimensional décors, there are lots of different ways to introduce pattern to your kitchen walls and floors with tiles.

Taking inspiration from the original Victorian tile format which meticulously combined hundreds of individual tiles into one overall pattern, we have a wonderful collection of unique tile designs including swirling patterns and minimal geometric formations, which can be used to form eye-catching splashbacks or effortlessly elegant feature floors.

When choosing patterned tiles for your kitchen floor, consider coordinating with plain tiles to zone your space or to draw the eye to that all important feature in your kitchen. Whether you prefer a subtle design or a striking, bold feature, patterned tiles are the ideal way to spice up your kitchen design.



Cuban
Pages 66-67



Arles
Pages 60-61



Varadero
Pages 70-71



Contrasti
Pages 68-69

Statement floors

It can be easy to overlook the possibilities of floor tiles when looking to create a feature in your kitchen. Encaustic-inspired monochrome tiles such as the Contrasti collection give a contemporary look to a classic Victorian style. You can even create a zoned space by bordering the patterned tiles with a coordinating plain colour.

Wood Effect Kitchen Tiles

Achieve an authentic, stylish and practical kitchen interior with our collection of on-trend porcelain, wood effect tiles - an effortlessly elegant addition to any home.

For a unique look, consider tiling your kitchen splashback with textured split face wood effect wall tiles for an interesting feature wall full of character.

Using wood effect porcelain tiles on the floor overcomes any issues you may encounter using real wood, as they provide an aesthetically pleasing, durable, water resistant, wipeable surface for rooms like kitchens which experience a high level of footfall from busy family life.

With a vast colour range from natural hues for a more traditional look, or grey tones for a modern take on a classic look, wood effect tiles are proving a popular and versatile kitchen tiling option.



Inwood
Pages 142-143



Treverkever
Pages 146-147



Which layout?

One of the many delights of wood effect tiles is the ability to arrange them in a variety of patterns. Wood effect tiles are particularly suitable for offset brickbond layouts which are reminiscent of traditional wood floor installations.

Moulden
Pages 148-149

Splashback

Kitchen Tiles

Practical as well as stylish, a splashback is an integral part of the kitchen that ties your overall look together. From the tile chosen, to the layout and pattern, you have the opportunity to inject some personality into your kitchen scheme.

Create the perfect backdrop for any rustic or contemporary kitchen setting with textured stone effect tiles for a desirable tactile finish to surfaces. For those looking to set the tone with colour and pattern, choose from a selection of lively and contrasting tiles that will add a trendy look to the heart of the home. From the eye-catching appeal of mosaics to the timeless aesthetic of crackle-effect ceramic, each design will refresh your kitchen, whether it's a modern or traditional property.

Whether you opt for geometric shapes, textured surfaces or mosaics, our collection is guaranteed to deliver a unique and impressive look.



Tiffany
Pages 140-141



Mix and match

For an eye-catching splashback create a patchwork of pattern using different tiles from the Cuban collection. The high contrast monochrome designs pair well with a cool neutral scheme.

Cuban
Pages 66-67



Bevelled
Pages 62-63



Arles
Pages 60-61



Rock
Pages 84-85

Floor

Kitchen Tiles

Even if you're not a keen cook, it's likely that you'll spend a lot of time in your kitchen, as will the rest of your family. Pets, muddy boots, messy food and high heels are all things to take into account when choosing your kitchen flooring, and floor tiles offer an extremely durable, long-lasting solution to these concerns as well as looking beautifully modern.

Large format tiles are a popular kitchen flooring choice if you're looking to create a contemporary, elegant open plan environment for your kitchen and dining area, as fewer grout lines results in an easy to clean surface with a smoother, sleeker overall look.

From interesting patterns for a designer statement, industrial inspired surface designs for a clean, minimal look, to wood-effect porcelain planks for a natural, rustic feel. Whatever style you're trying to achieve, GEMINI has a wide and versatile collection for you to choose from.



LIVING AREA TILES

With durable and easy to maintain surfaces, tiles are an attractive alternative to carpets and real wood, making them ideal for any living areas throughout the home.

From large format tiles in open plan living areas, to patterned and decorative tiles on fire surround hearths, your living spaces can be transformed with sophisticated and statement designs. Explore the GEMINI collection and discover how you can use tiles throughout your living areas, whatever your interior style.

Most tiles are suitable for installation in living areas. Check individual tile collections for suitability.



Pages 42-45



Pages 46-49



Pages 50-51



Pages 52-55



Havana
Pages 64-65

Zoning spaces

Using floor tiles to create zoned areas helps to differentiate between spaces and is a fantastic way to create a floor feature. Use distinctive tiles such as the Havana collection to draw the eye to the centre of your living space and surround with coordinating Bayamo plain tiles.

Living Room

Wall & Floor Tiles

Tiles on your living room walls and floor will provide the durability and ease of cleanliness that only a tile can provide, while also delivering elegant and statement designs that will elevate your living space to something truly special.

Choose from beautiful stone inspired surfaces including luxurious marble and timeless travertine designs, or go for the warmth that wood effect tiles evoke. Have fun with patterned tiles and splashes of colour and even use tiles on living room walls to create show stopping textured feature walls and statement surrounds for your wood burner or fireplace.

Add that all important finishing touch to your living room floor tiles with underfloor heating for a wonderful warm feeling underfoot whatever the season. Your living room will be truly transformed with wall and floor tiles from our collection.



Embrace the Encaustic style with patterned floor tiles inspired by the classic Victorian look



Cuban
Pages 66-67



Cuban
Pages 66-67



Detail in design

A monochrome colour scheme can still boast plenty of character when you select tiles with detail and pattern. The Dyroy collection features attractive shade variation, and when paired with the swirling patterns of Contrasti the overall look is chic and contemporary.

Dyroy & Contrasti
Pages 56-57 & 68-69

Lead the way

Tile collections which offer a range of coordinating shades can be used to craft zoned areas or paths through your living space. The natural hues of the wood effect Aspenwood range lead the way to a sitting area in this neutral and calming interior.

Aspenwood
Pages 144-145



Handcrafted
Pages 104-105

Wood on walls

Wood effect tiles on walls are perfect for providing a minimal Scandinavian cabin setting or introducing warmth and texture for an inviting, rustic scheme. The Inwood collection has a reclaimed wood finish which celebrates the natural beauty of wood.



Treverkever
Pages 146-147



Inwood
Pages 142-143

Open Plan Living

Wall & Floor Tiles

With the rise in popularity of open plan living, people are now choosing to cook, relax and entertain in the same space. This creates an opportunity for a cohesive design flowing throughout the home and has seen an increase in demand for large format tiles, bigger and better than ever before. Ranging from beautiful tranquil stone inspired surfaces, to rustic, wood effect porcelain tiles with realistic knots and markings, this style creates a unified feeling of continuity from the kitchen to the dining area, which can help to make your space appear larger than it really is. With fewer grout lines, large format flooring also has a seamless look, which makes maintaining tiles much easier.

Use zoning techniques to differentiate between each area in your open plan living space, giving each part its own sense of identity - ideal when using patterned tiles on the floor, to break up the design and draw the eye to key features in your rooms.



*Large format tiles create
a seamless look across
open living spaces*



Buxy
Pages 72-73

Polished finish

When tiling an open plan area, the surface finish of your tiles can have a dramatic effect on the appearance of your room. High gloss polished porcelain tiles such as the Marmori collection will add a sense of grandeur and lightness to your living space through reflective surfaces and marble-effect detailing.



Marmori
Pages 98-101



Core
Pages 118-119



Industrial aesthetic

For a contemporary urban interior, tiles inspired by distressed and industrial textures such as the cement-look Timeless collection will create a minimal yet textured finish to your open plan living space.

Timeless
Pages 114-115



Kursaal
Pages 124-127



*Achieve a contemporary look with
stone and cement inspired textures*

Hallway

Wall & Floor Tiles

Hallways aren't just there to take you from room to room, they're the first area you see when you open your front door and therefore have the potential to make a real impact.

Create a lasting first impression with geometric patterned floor tiles combined with a complementary bold colour on the walls for maximum impact. Or for an earthy, rustic finish go for wood effect tiles which combine the distinctive knots and markings of organic wood with all the benefits a porcelain tile has to offer.

Consider the size of your hallway when choosing your tiles; small or narrow entrance-ways would benefit from tiles that are slightly lighter in colour, adding to the feeling of spaciousness. Larger hallways, especially those leading into kitchens and dining areas will suit large format tiles, for a seamless flow of tiles from room to room.



Make a dramatic entrance with patterned floor tiles or a high contrast checkerboard layout



Cohesive colours

Patterned tiles in porches and hallways are a classic look which can be elevated further with coordinating wall tiles using the same colour scheme. The blue and white tones of the Havana floor tiles are perfectly complemented by the metro-style Poitiers wall tiles, creating a bright and welcoming entranceway.



Arles & Marmori
Pages 60-61 & 98-101

Wood Burner & Fire Surround Wall & Floor Tiles

Decorative and functional, cosy and statement-making, a beautifully tiled hearth will transform your living space with inspirational style, creating a stunning feature worthy of being your room's focal point.


Whether its modern, traditional, farmhouse or something altogether different, the GEMINI collection of statement tiles are certain to add that perfect designer finish to your fireplace.



Look for the wood burner symbol for recommended tiles.



Bevelled
Pages 62-63



Create a feature of your fire surround with statement tiles or by combining two styles



Poitiers & Cuban
Pages 58-59 & 66-67

Contrasting shades

For a stand out feature pair high contrast tiles on the wall and floor of your fire surround such as tiles from the Poitiers and Cuban collections. The dark shades of the patterned floor tile are a powerful contrast to the crisp white wall. The surrounding deep blue wall colour and accessories combine to create a vintage look.

A modern take

Ideal for the modern home, the eye-catching pattern of the Cuban collection creates a truly dramatic effect when used across both the hearth and surround of the fireplace. The striking monochrome palette pairs perfectly with natural wood accents and Scandi influences – a statement look which doesn't overpower the space.



Cuban
Pages 66-67



*Combine textures
inspired by nature for
a rustic look perfect for
wood burners*



Dyroy & Contrasti
Pages 56-57 & 68-69



Tiffany & Aspenwood
Pages 140-141 & 144-145

DYROY

Small format metro tiles featuring a delicate crackle effect. Available in six versatile colourways perfect for achieving a rustic, timeless look.


200x65x9mm (10 tiles shown)




White
B0044073



Grey
B0044072



Aubergine
B0044069



Aqua
B0044068



Blue
B0044070



Green
B0044071



*Get the look with
Contrasti on pages 68-69*



*Suitable for wood
burner surrounds*



POITIERS

From simple brick patterns to trendy herringbone compositions, Poitiers is a stylish option for any room.


300x75x9mm		
GC		
	White Gloss B0041770	Moonlight Light Grey Gloss B0041775
		
Rose Pink Gloss B0041776	Mint Green Gloss B0041777	Azure Blue Gloss B0041773
		
Bordeaux Gloss B0044239	Green Gloss B0044240	Indigo Gloss B0044241
150x75x9mm		
		
White Gloss B0041778	Moonlight Light Grey Gloss B0041780	



Usage: All internal rooms

ARLES

Finely patterned yet bursting with character, this collection will bring your room to life.



Random mix of 12 designs per box (12 tiles shown)




Usage: All internal rooms

BEVELLED

Ideal for creating a metro-inspired look, this range is the ultimate in contemporary classic style.

200x100mm (4 tiles shown)


GC



White Bevelled
B0030962



Cream Huese Bevelled
B0030961



Black Bevelled
B0030960



*Suitable for
wood burner surrounds*



Usage: All internal rooms


HAVANA

Combine tradition with the latest interior trends to create a refined style statement in subtle tonal colours.

223x223x10mm (4 tiles shown)



White Garden
B0041551



Silver Ornate
B0041550



White Herald
B0041552



White Flower
B0041553

Coordinating plain tiles



Bayamo White
B0041554



Bayamo Grey
B0041555



Suitable for
wood burner surrounds




Get the look with
Portiers on pages 58-59

Usage: All internal rooms

CUBAN

These playful patterns preserve the iconic Encaustic style, whilst updating the design to suit contemporary living.

223x223x10mm (4 tiles shown)




Silver Star
B0040550



Silver Ornate
B0040551




Silver Sky
B0040552



White Star
B0040547



White Ornate
B0040549



Black Block
B0040553

Coordinating plain tiles



Bayamo White
B0041554



Bayamo Grey
B0041555



*Suitable for
wood burner surrounds*



CONTRASTI

Combine patterns with coordinating plain tiles to zone your floor spaces and draw the eye to a key feature in your room.

200x200x10mm
(4 tiles shown per pattern)



Tappeto Grigio
B0044048



Tappeto Ottanio
B0044047



Tappeto Antracite
B0043619

Coordinating plain tiles



Bianco
B0044044



Grigio
B0044045



Ottanio
B0044046



Antracite
B0043620



*Get the look with
Pyroxy on pages 56-57*



*Suitable for
wood burner surrounds*

VARADERO

Introduce a subtle pop of colour with a twist of geometric pattern with the Varadero collection of hexagon tiles.

228x198x9mm



Moonlight Matt
B0045440



Grey Matt
B0045442



Mint Matt
B0045441



Rose Matt
B0045443



Azure Matt
B0045444




*Colours coordinate with
Poitiers on page 58-59*

Usage: All internal rooms

BUXY

Complement hexagon patterns with softly textured tiles to add interest and style to any room.


600x300x10.5mm



Perla
B0041089



Gris
B0041090



Perla Hexagon
B0041091



Gris Hexagon
B0041092



Antracita Hexagon
B0041093

600x600x10mm



Perla
B0041094



Gris
B0041095



BARRINGTON

Striking and bold or soft and subtle, the Barrington collection offers shades and décors to suit either style.

500x250x9.2mm

GC



White
B0041845



Cream
B0041846

GC



Concept White
B0041847



Concept Cream
B0041849



Concept Graphite
B0041848



Art White
B0041850



Art Cream
B0041852



Art Graphite
B0041851

500x500x9mm

GP



White
B0041853



Cream
B0041855



Graphite
B0041854



Usage: All internal rooms

CLIVEDEN

The look of natural stone paired with delicate hexagonal décors creates a modern style with a touch of tradition.


500x250x9.2mm




White
B0041836



Grey
B0041837




Cream
B0041838



Concept White
B0041839




Concept Grey
B0041840



Concept Cream
B0041841


500x500x9mm



White
B0041842



Grey
B0041843



Cream
B0041844



Usage: All internal rooms

KNOLE

Subtle textures and split-face inspired
décors evoke a Scandi style in a neutral
colour palette.

600x300x10.3mm



White
B0041824



Cream
B0041825



Concept White
B0041826



Concept Cream
B0041827

500x500x9mm



White
B0041828

500x500x9mm



Cream
B0041829



POLESDEN

Add dimension to your walls with crisp décors and finely detailed tiles evocative of natural stone.

500x250x9.2mm

GC



White
B0041830



Cream
B0041831

GC



Concept White
B0041832



Concept Cream
B0041833



Art White
B0041834



Art Cream
B0041835

500x500x9mm

GP



R9



Knole White
B0041828



Knole Cream
B0041829



NATURE

Create a calming environment with neutral tones and concept décor tiles.

690x240x9.5mm



Grey
B0027739



Bone
B0027738



Concept Grey
B0027741



Concept Bone
B0027740

52.5x52.5mm (Sheet size 330x330x9.5mm)



Grey Mosaic
B0027743



Bone Mosaic
B0027742



All mosaics can be cut and used as borders.

500x500x8mm



Grey
B0027737



Bone
B0027736



Mosaics in this range are suitable for wetroom floors

Usage: All internal rooms



— ROCK —

Organic forms and geometric shapes create
stunning sophisticated features.

690x240x10.7mm



Grey
B0039679



Beige
B0039678



Concept Grey
B0039681



Concept Beige
B0039680



Art Grey
B0039683



Art Beige
B0039682

600x600x9.6mm



Grey
B0039685



Beige
B0039684



KINGSTON

Deliver a luxurious finish to your home with the chic, elegant appeal of these marble-inspired tiles.

600x300x10.3mm



White Brillo
B0041856



Graphite Brillo
B0041857



Concept White Brillo
B0041858



Concept Graphite Brillo
B0041859

600x600x9.6mm



White Matt
B0041860



Graphite Matt
B0041861

Usage: All internal rooms



CLASSIC

Achieve sheer elegance and sophistication
with this marble-look tile range.

690x240x10.7mm

GC



White
80038027

GC



Concept White
80038028

600x600x9.6mm

GP



White
80038029



Usage: All internal rooms

B&W STAR

Achieve the timeless look of natural marble with these elegant, monochrome large format tiles with stylish coordinating wave décors.

900x300x9mm



White Gloss
B0044109



Black Gloss
B0044111



White Décor Gloss
B0044110



Black Décor Gloss
B0044112

600x600x9mm



White Semi Polished
B0044119



Black Semi Polished
B0044120



Usage: All internal rooms

NEBULA

Sophisticated, high gloss large format tiles, capturing the look of real marble and featuring tactile décors for a modern twist on a classic design.

900x300x9mm



White Gloss
B0044115



Grey Gloss
B0044113




White Décor Gloss
B0044116



Grey Décor Gloss
B0044114

600x600x9mm



White Semi Polished
B0044122



Grey Semi Polished
B0044121



Usage: All internal rooms

TUNDRA SKY

Capture the sophisticated, timeless look of real marble with statement, large format tiles.



Grey Semi Polished
B0044123

Usage: All internal rooms



INARI

Beautiful natural marble effect porcelain tiles,
featuring realistic veining throughout,
will infuse living spaces with chic elegance.


900x450x10.4mm



Perla Semi Polished
B0044041



Gris Semi Polished
B0044043



Crema Semi Polished
B0044042




Usage: All internal rooms

MARMORI

Achieve the 'wow' factor with Marmori's large format tiles - an ideal option for open plan living spaces.

1200x600x10mm



Calacatta White Polished
B0042129


Royal Cream Polished
B0042130



Cloud Grey Polished
B0044124



Pulpis Bronze Polished
B0042131



St Laurent Black Polished
B0042128




We recommend sealing polished tiles for extra protection.



MARMORI

The look of natural marble in rich contrasting shades; perfect for creating a classic or modern interior.

600x600x10mm



Calacatta White Matt
B0042448



Royal Cream Matt
B0042447



Cloud Grey Matt
B0044125



Pulpis Bronze Matt
B0042446



St. Laurent Black Matt
B0042445




Usage: All internal rooms

CALACATTA

Surround yourself with the luxurious look of marble-effect tiles in a range of sizes to suit any space.


GP

R




5

R9




600x300x9mm



White Matt

B0044863


600x600x9mm



White Matt

B0044865


900x900x9mm



White Matt

B0044866

1200x600x9mm



White Matt

B0044864



HANDCRAFTED

Tactile textures and subtle patterns transform the simplest of spaces into a modern scheme that celebrates rustic style.

600x300x9mm



Grey
B0039852



Beige
B0039853



Grey Décor
B0039854



Beige Décor
B0039855

450x450x7.5mm



Grey
B0039856



Beige
B0039857

Usage: All internal rooms



SINTESIS

Create a tranquil natural stone look with the subtle textured waves and calming tones of the Sintesis collection.

600x300x9.5mm



Perla
B0036119



Marfil
B0036120



Perla Mountain
B0036121



Marfil Mountain
B0036122

600x600x10mm



Perla
B0036123



Marfil
B0036124



— REALSTONE RAIN —

Simple yet elegant. Bring the timeless appeal of stone into your home with this chic, neutral palette.

600x300x10mm



Almond
B0040607



Greige
B0040368



Taupe
B0040710

600x600x10mm



Almond
B0040711



Greige
B0040609



Taupe
B0040712



— REALSTONE RAIN —

This collection promises a subtle style statement with large format tiles that create a seamless finish.

750x750x10mm



Almond
B0039937



Greige
B0039938



Taupe
B0039939



Usage: All internal rooms

CAYMAN

Durable, porcelain tiles with stone inspired surfaces in three neutral colourways, ideal for any room in the home.

600x600x10mm



Chalk Matt
B0042721



Grey Multicolour Matt
B0042722



Sand Matt
B0042723

V3 Shade variations on each tile.
See page 167 for more details.



TIMELESS

This contemporary cement-look tile range is perfect for an elegant yet industrial look.

600x300x10mm




White
B0034011



Perla
B0032803



Gris
B0032804



Saw White
B0034012



Saw Perla
B0032805



Saw Gris
B0032806

600x600x10.5mm



Perla
B0032811



Gris
B0032812



Usage: All internal rooms

RUST

Add character to your contemporary space
with distressed shading and scraped
décor tiles.

600x300x8.5mm



White
B0039960



Dark Iron
B0039959



Beige
B0039961



White Scraped Décor
B0039963



Dark Iron Scraped Décor
B0039962



Beige Scraped Décor
B0039964

600x600x10mm




White
B0039966



Dark Iron
B0039965



Beige
B0039967




Usage: All internal rooms

CORE

A large format collection of concrete inspired tiles with slip resistant properties, for use on floors and walls throughout the home.


600x300x10mm




Snow
B0042599



Tortora
B0040416



Concrete
B0044180



Plumb
B0043972



600x600x10mm / 900x900x11mm




Snow
600x600x10mm B0044107
900x900x11mm B0044108



Tortora
600x600x10mm B0040415



Concrete
600x600x10mm B0041875
900x900x11mm B0043982



Plumb
600x600x10mm B0040591



Usage: All internal rooms

BRITISH STONE

The unique look and texture of natural stone
with all the benefits a tile has to offer.

600x300x9mm



Grey Matt
B0032923



Antracite Matt
B0032922



Beige Matt
B0032921



Grey Wave Matt
B0032926



Antracite Wave Matt
B0032925



Beige Wave Matt
B0032924

600x600x9mm



Grey Matt
B0032919



Antracite Matt
B0032920



Beige Matt
B0032918

V4 Shade variations on each tile.
See page 167 for more details.



BRITISH STONE

Large format tiles create a seamless look, while the grout lines of mosaics are ideal for extra grip on wetroom floors.

50x50mm mosaic (Sheet 300x300x10mm)



Grey Mosaic Matt
B0034000



Antracite Mosaic Matt
B0034001



Beige Mosaic Matt
B0033999



All mosaics can be cut and used as borders.

600x1200x11mm



Grey Matt
B0032966



Antracite Matt
B0032967



Beige Matt
B0032965

V4 Shade variations on each tile. See page 167 for more details.



Mosaics in this range are suitable for wetroom floors



Usage: All internal rooms

KURSAAL

With a honed finish and elegant design,
Kursaal captures the essence of spa tranquillity.

600x300x10mm




Neutral Soft Grip
B0037971



Slate Soft Grip
B0037972



Raven Soft Grip
B0037973



Pure Soft Grip
B0037974



Ashen Soft Grip
B0037975

i "Soft grip" has an abrasion process similar to polishing, but without quite attaining a shine. This process gives Kursaal a new soft grip matt finish while leaving its technical properties intact.



*Tiles in this range are
suitable for wetroom floors*



KURSAAL

Inspired by weathered basalt, the innovative 'soft grip' surface is ideal for wetrooms.

600x600x10mm



Neutral Soft Grip
B0037963



Slate Soft Grip
B0037964



Raven Soft Grip
B0037965



Pure Soft Grip
B0037966



Ashen Soft Grip
B0037967



"Soft grip" has an abrasion process similar to polishing, but without quite attaining a shine. This process gives Kursaal a new soft grip matt finish while leaving its technical properties intact.



Tiles in this range are suitable for wetroom floors

Usage: All internal rooms

URBAN

Durable porcelain tiles with a contemporary,
industrial look, ideal for seamlessly
connecting living spaces.

800x800x10mm



Light Grey Matt
B0042726



Grey Matt
B0042725



Dark Grey Matt
B0042724




Usage: All internal rooms

STONE BY STONE

This appealing natural stone look tile collection will add a touch of luxury to your home.

600x200x9mm



Beige
B0032818



Brown
B0032819



Beige Scored
B0032820



Brown Scored
B0032821

450x450x9mm



Beige
B0032822



Brown
B0032823



Usage: All internal rooms

LINEAR

Fluent and inspiring, this calming tile range is fantastic for all living spaces.

GP

4

fff

600x300x8.5mm



Grey
B0038034



Anthracite
B0038035

GP

4

fff

50x50mm
(Sheet size 300x300x9.5mm)



Grey Mosaic
B0038037



Anthracite Mosaic
B0038038



All mosaics can be cut and used as borders.



Mosaics in this range are suitable for wetroom floors

Usage: All internal rooms

EARTH

Made with recycled content, these tiles
come with the eco seal of approval.

600x300x8.5mm



Grey
B0022587



Black
B0022589

600x600x8.5mm



Grey
B0022584



Black
B0022586

Usage: All internal rooms



STIX

Craft a delicate or bold modern look with these contrasting shades and refined textures.

600x300x9mm



White
B0039921



Black
B0039922



White Line Décor
B0039923



Black Line Décor
B0039924

450x450x9mm




White
B0039925



Black
B0039926



i Floor tiles with a PEI 2 rating are suitable for bathroom and en-suite floors.



Usage: All internal rooms except where noted above

MONTECARLO

A split face structured texture that looks stunning as a feature wall.

675x455mm (thickness from 8 to 11mm)



White Split Face
B0023949



Beige / Brown Split Face
B0023950



Light Grey Split Face
B0023951



Anthracite Grey Split Face
B0023952



Usage: All internal rooms

TIFFANY

Create a dramatic tonal feature wall with split face décor tiles inspired by the organic aesthetic of stone.

610x150mm (thickness from 7 to 11mm)

P



White
B0039956



Grey
B0039957



Dark
B0039958



*Suitable for
wood burner surrounds*



*Use as decorative
cladding in outdoor spaces*

Usage: All internal rooms and external spaces

INWOOD

Bring a touch of Scandinavian style to your walls with the look of raw wood.

610x150mm (thickness from 7 to 11mm)

P



3D Beige
B0039804



3D Black
B0039803



*Use as decorative
cladding in outdoor spaces*

Usage: All internal rooms and external spaces

ASPENWOOD

Taking inspiration from the depth and character of timber, Aspenwood captures the natural beauty of wood.

1200x200x10mm

GP

R



R10



Greige

B0039928



Dark Greige

B0039929



Gris

B0039930



Dark Gris

B0039931



Mink

B0039934



Beige

B0039927



Cherry

B0039935



Wenge

B0039932



Dark Wenge

B0039933



Anthracite

B0039936



TREVERKEVER

With warm tones and realistic textures, these tiles embody the aesthetic characteristics of natural wood.

GP

5

R10

||||

1200x200x10.5mm

Natural

B0026940

Sand

B0026941

Ash

B0026939

Musk


B0026942





MOULDEN

The warm and natural look of real wood,
with the added benefits of a porcelain
floor tile.


GP








1200x200x11mm




Ivory Matt

B0042729




Grey Matt

B0042728



Beige Matt

B0042727



Greige Matt

B0042730




Usage: All internal rooms

VICTORIAN

Be creative and plan a beautiful Victorian style floor in your own unique style.

Sheet size 300x300x8mm



Octagon
White & Black Dot
B0022691

25x25x8mm

TR1/2D Black14
Triangle
B0032905

216x216x151x8mm



Octagon
Melbourne Corner
B0023421

280x151x8mm



Octagon
Melbourne Border 1 Strip
B0023420

98x98x8mm




Plain White 16
B0004641



Plain Black 14
B0004640

Victorian Octagon Design




Usage: All internal rooms

MOSAICS

Be creative with our beautiful selection of mosaics - perfect for creating a statement splashback or stylish feature wall.

23x23mm
(300x300x8mm sheet)




Atlas Fusion Glass/
Metal Mix Mosaic
B0042265




Atlas Gold Glass/
Metal Mix Mosaic
B0042262

15x15mm
(300x300x8mm sheet)




Cedar Grey Glass/Stone/
Metal Mix Mosaic
B0042280

300x300x8mm sheet



Saturn Silver Glass/
Metal Mix Modular Mosaic
B0042268

48x15mm
(300x300x8mm sheet)



Creswell Grey Stone &
Metal Mix
Linear Mosaic
B0042248



Hutton White Glass/
Stone/Metal Mix
Linear Mosaic
B0042276

30x15mm
(300x300x8mm sheet)



Platinum Lancer 139
Glass/Metal Mix
Mini Brick Mosaic
B0042242

30x15mm
(300x285x8mm sheet)



Cream Glass/Stone/
Metal/Pearl Mix
Mini Brick Mosaic
B0042287

48x23mm
(300x300x8.5mm sheet)



Castell Grey Stone &
Metal Mix Brick Mosaic
B0042246

300x295x8.5mm sheet



Ashby Grey Glass & Metal
Mix Offset Linear Mosaic
B0042237

30x15mm
(290x270x8.3mm sheet)



Dusk Grey Herringbone
Glass & Mirror Mosaic
B0042257

150x75mm
(305x300x5mm sheet)



Lumiere Bevel Mirror
Brick Mosaic
B0042260

i We recommend sealing Natural Stone products for extra protection.



All mosaics can be cut and used as borders.



Usage: All internal rooms

TILE LAYOUTS




Linear (Square)



Linear (Rectangle)



Vertical Linear



Brickbond



Offset Brickbond



Diagonal Offset Brickbond



Vertical Brickbond



Herringbone



Diagonal Herringbone


TILE TRIMS



Tile trims not only protect the exposed edges of your tiles, they can look great too! Choose from a range of colours, finishes and shapes to complement or contrast your choice of tiles for an enhanced finish. From classic white PVC, to modern and sleek brushed silver, we have a range of trims to suit any project.

Use around windows and sills, the edges of splashbacks in your kitchen or to hide any raw join or transition in your tile layout, reducing the need for mitred tile cuts and sharp hazardous edges.

Our PVC and metal trims are quick and easy to install, hard wearing and durable, with corner pieces available to ensure a seamless finish. We also have a range of stone-effect trims which match the look of stone-effect tiles.



GROUT & SILICONE



White

For a clean look white grout and silicone are sure to deliver the crisp finish you need. Light grout and silicone will blend well with tiles in similar shades and contrast with colourful or dark tiles. Consider whether you want to emphasise your tile layout pattern before selecting a colour.



Matching grout

From white and beige to grey and black, every shade of tile can be closely matched to a grout and silicone colour. Choosing a matching grout will keep the emphasis on your tiles, and create a seamless look which flows undisturbed across your walls or floor.



Cream and beige

The warmer shades of cream and beige grout are ideal for a traditional look and contrast well with richly coloured tiles such as Poitiers Indigo (above). Natural stone and wood-effect tiles in beige and brown tones coordinate well with these colours if you're seeking a cohesive look.



Colourful grout

Bring some flair to your design with a bold coloured grout to either contrast or complement your choice of tiles. A colourful grout can add zest to a plain white tile or blend seamlessly with a vibrant choice such as Dyroy Blue. Ask a member of staff for information.



Dark colours

To really make white or light coloured tiles stand out, pair them with a dark coloured grout in grey or black. The monochrome look is simple, effective and will easily add drama to your tiles. Dark coloured grout is also ideal for tiles in similar shades if you wish to focus on the look of your tiles rather than layout.



Floor tile grout

As with wall tiles, the colour options for grouting floor tiles are plentiful. Carefully consider the type of foot traffic your tiles will be exposed to when selecting a colour. Darker shades will discolour less quickly and are better suited for areas with outdoor access.



weberjoint premium

- ✓ Easy to apply, rapid setting and water repellent
- ✓ PURE CLEAN technology – more resistant to stains and dirt
- ✓ Extra flexible for all tile types
- ✓ Joint widths 1-20mm
- ✓ Anti-mould and scratch resistant
- ✓ 2 year product shelf life
- ✓ 18 colours with matching silicones



	Ice Grey		White
	Platinum		Ivory
	Grey		Jasmine
	Silver Grey		Limestone
	Misty Grey		Sandstone
	Storm Grey		Beige
	Slate		Natural
	Charcoal		Dark Sand
	Black		Brown



**tiling you
can trust**

**When you work with BAL
there's no need to worry.**

With over 50 years' market-leading experience, BAL provides innovative product solutions and a range of free services to ensure you bring your build visions to reality.



As well as quality products, BAL provides complete backup with our nationwide on-site support team, free technical advice service and range of online tools. No other brand can offer you the benefit of more than six decades of experience and expertise. What's more, all products which bear the BAL name come with a unique, written 25-year guarantee, giving you peace of mind that BAL won't let you down.



As the UK's leading brand of preparation, fixing and finishing products for tiling professionals, you can trust BAL for specialist solutions whatever the tile material, background or function of the tiled environment.

Founded in 1963 by the British Ceramic Tile Council to carry the standard for the British tiling industry, BAL's product range leads the way in innovation and quality for lasting performance and includes;

- High performance levelling compounds to prepare any floor for tiling, quickly and simply.
- Tanking systems to protect tiling in wet environments whether internal or external.
- A range of easy-to-use adhesives from ready-mixed products to rapid-setting adhesives with extended open times.
- Pro-hygiene grouts and sealants in a range of colours to compliment or contrast your choice of tile.



Trusted system solutions

YOU + BAL

bal-adhesives.com



@BALtiling



BALtiling



Natural Stone Finish Tile Trim

The popular stone finishes are available on a range of our aluminium profiles including TDP and ESA.

They complement and inspire their environment and lend themselves effortlessly to their surroundings, especially in rustic kitchens!




Genesis Aluminium Straight Edge Trim

Granite: 8mm D0011579 | 10mm D0010601 | 12mm D0010701
Bathstone: 8mm D0011578 | 10mm D0010686 | 12mm D0010724
Sandstone: 8mm D0011580 | 10mm D0010687 | 12mm D0010673
Dark Granite: 8mm D0011581 | 10mm D0010705 | 12mm D0010700

Genesis Aluminium Square Trim:

Granite: 10mm D0010798 | 12mm D0011083
Bathstone: 10mm D0010899 | 12mm D0011722
Sandstone: 10mm D0011124 | 12mm D0011430
Dark Granite: 10mm D0010678 | 12mm D0010679



+44 (0)1642 713000 info@genesis-gs.com
www.genesis-gs.com



Genesis
 For the Perfect Finish

NEW Shower Shelf Finishes Available across the whole range

Our new finishes look amazing with marble and can contrast or complement your tiles or fixtures.



Reversible Tile In - KBREV

Brushed D0011035 | Gold D0012144 | Black D0012143

Retro Fit - KBSSS

Brushed D0010929 | Gold D0012146 | Black D0012145




Genesis
 For the Perfect Finish

+44 (0)1642 713000 info@genesis-gs.com
www.genesis-gs.com



JACKOBOARD®

The construction board system for creative bathroom design.



- | | | | |
|--|---|---|---|
|  | Easy to work with |  | Optimum insulation properties
$\lambda_0=0,034 \text{ W/(m}\cdot\text{K)}$ |
|  | Can be covered immediately
with tiles, filler or plaster |  | High compressive strength
> 300 kPa |
|  | Waterproof and water repellent |  | Complete with general building code
test certificate (abP) |
|  | Lightweight approx. 3-6 kg/m²
dependant on thickness |  | For rooms exposed to high levels of
moisture (Wear class A1 and A2) |

When planning a new bathroom or modernising old bathrooms, ideas can be implemented easily, quickly and safely with the JACKOBOARD® construction board system. When it comes to walls and floor structures, partition walls, shelves, washstands, floor-level showers, tub solutions or special furniture ideas, JACKOBOARD® offers a durable, strong, waterproof, high product quality solution for every idea.






The Floor Heating Comfort You Deserve

MAXIMUM RELIABILITY
Proven Technology & 12-Year Total Care Warranty



CONTROL YOUR HEATING.
EVERYWHERE. ANYTIME.



**IMPROVED
QUICKNET**

EASY AND FAST INSTALLATION

For use only under tiles and natural floor. Ultra thin 3.5 mm thick heating cable and no need to raise floor levels. The thin, self-adhesive heating mat exists in 2 power outputs: 90 w/m² and 160 w/m².

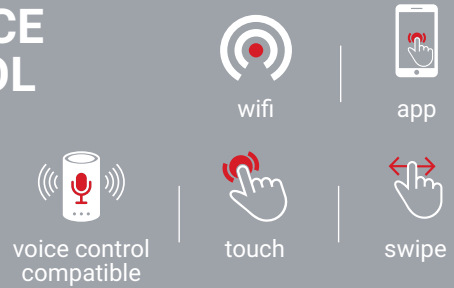
TOUCHSCREEN THERMOSTAT

Minimalist to fit into any interior, eye-catching when you look at it. Available in different designs: nVent RAYCHEM black or switch gear frames (white, anthracite or metallic). The nVent RAYCHEM SENZ WIFI will look stunning in any space.

SENZ WIFI[®] EYE FOR DESIGN



DISTANCE CONTROL



WIRELESS COMFORT

The nVent RAYCHEM SENZ WIFI range of thermostats enables you to control your electric floor heating system simply and easily through an innovative touchscreen functionality and WIFI capability like the SENZ-WIFI App or voice control through smart speakers.

nVent.com/RAYCHEM

Guidelines

GC

Glazed Ceramic Tiles*

Currently this is the most common type of tile, they possess specific technical properties and a glaze coating that physically and hygienically protects the tiles. The base is clay based and porous; bucket cement is normally used to fix these tiles. They are used internally on walls and floors. In general the floor tiles are thicker, hence stronger, as they carry weight and more traffic. Cutting is via scoring the ceramic surface and then by snapping using pressure. Tile cutters are readily available. Tiles are available in many different sizes and thicknesses. Designs and colours can be applied during the firing of the tile, making these a very common and adaptable internal tile.

P

Porcelain Tiles*

Porcelain tiles are very durable, low porosity tiles suitable for domestic and most commercial applications. They can be fitted to walls and floors however always check to ensure that the wall can bear the weight of these tiles. Always fix porcelain tiles using cement based adhesive; an example is BAL Single Part Flexible. Plaster board and plaster walls must be primed before fixing for example using BAL primer APD. As an extremely hard material cutting can be a problem, for best results cut these tiles with a diamond bladed wet saw. Due to their very low absorbency (Vitrified or fully Vitrified) porcelain tiles do not normally require sealing. Polished tiles however have a slight degree of microporosity as a result of the polishing process. If used in areas subject to a high level of spillage, polished tiles can be sealed to further protect. Matt tiles can also be sealed in high-risk areas, e.g. light coloured tiles on commercial kitchen floors.

GP

Glazed Porcelain Tiles*

Porcelain tiles with an opaque to transparent coating that have been fired to the tile biscuit. This type of tile has a vitreous covering on the face of the tile, which is fluid impermeable.

PP

Polished Porcelain Tiles*

Shiny surface of un-glazed tiles, achieved by mechanical polishing at the final stage of production. We recommend sealing Polished Porcelain tiles for extra protection.

R

Rectified Tiles*

A rectified tile has been mechanically cut to size after the firing process. This process creates a precise edge and, as a result, can be laid with a tighter grout joint than an unrectified tile. Great care must be taken when fixing to ensure tiles are fixed flat and not lipped.

G

Glass Mosaics*

Glass Mosaics are suitable for walls in all internal installations and for domestic bathroom floors, where they will only be subject to light foot traffic. In some ranges a slip resistant ‘Grip’ finish is available for wet floors such as walk-in showers. Glass mosaics should always be fixed with white cement based adhesive, eg: BAL Mosaic-Fix. For fixing to plaster and plaster board, the surface should be first primed with BAL primer APD or similar. Glass mosaics are supplied in sheets and when fixing the fabric mesh goes towards the wall, setting them in line to obtain a correct vertical and horizontal meeting of joints. Tap the surface of the mosaics with a rubber float to ensure adequate adhesion and flatness. Some glass mosaics may be supplied with brown paper sheets with or without a fabric mesh these are fixed in the same way, but with the brown paper facing out. When the adhesive has set, wet the paper thoroughly with a sponge and peel the paper off holding one corner. Please be aware that due to the translucent nature of glass mosaic, final colour and shade of the fixed material can vary especially depending on lighting and location.

W

Wood Burner / Fire Surrounds*

Suggested for use on wood burner and multi-fuel stove surrounds, hearths and chimney breasts as a decorative feature only. These tiles should not come into close contact with heat source or naked flames. This is a suggestion only and we advise to check for specific suitability of tiles and associated fixing products prior to installation.

Frost Resistant Tiles

Tiles specifically designed by the manufacturer to withstand freezing/thaw conditions. Hence suitable for exterior applications exposed to the elements, high humidity and very low temperatures.

Crazing

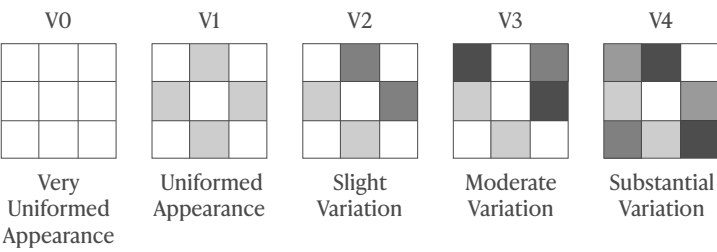
A fine hairline cracking which sometimes appears on the glaze of the tile. This is usually caused by tensile stress between the tile biscuit and glaze. This may have been intentionally produced for artistic effect.

Tile Thickness

Tile thicknesses quoted are correct at the time of going to press. However, manufacturers do make changes and if this is particularly important for you, please check before ordering.

Shade Variation

Shade variation is an inherent feature of some ceramics and it is therefore imperative that you visually check blends prior to fixing. Care should always be taken to ensure that sufficient tiles are purchased within the same batch to complete the job, as no claims for variations or quality can be entertained after fixing.



V0	Pieces of the same shade value are very uniform and smooth in texture.
V1	Minor variations in colour and / or structure for a restful, natural effect.
V2	Clearly distinguishable differences in texture and / or pattern within similar colours.
V3	While the colour and / or texture on a single piece of tile could be indicative of the colour and / or texture on the other tiles, the amount of colour and / or texture variation on each piece may be significant.
V4	Random colour and / or texture differences from tile to tile, so that one tile may have totally different colour and / or texture from that on other tiles. Thus, the final installation will be unique.

PEI Ratings (Floor Grade)

The construction and qualities of tiles differ greatly. One classification that influences / affects where to use specific tiles is Abrasion Resistance PEI ratings. Abrasion Resistance Below are four different classifications.

- 2 Light traffic. Residential wall use and bathroom floor applications.
- 3 Light to moderate traffic. Residential wall and floor use.
- 4 Moderate to heavy traffic. Residential wall and floor use with external access.
- 5 Heavy traffic. All residential wall and floor use with external access.

Please note: We would recommend the use of a door mat within a mat well to all external doors.

R Ratings (Anti-Slip Grade)

The R rating of a floor tile refers to slip resistance and how safe it is to use in environments where the floor is inclined or likely to get wet. R ratings are mainly considered when fixing tiles in a commercial or public space but have been included in this brochure where available for reference. The lowest rating available is R9. The classifications are as follows:

- R9 Slip likely to occur between 3°-10° incline. Suitable for entrance areas, stairs, dining rooms and living spaces.
- R10 Slip likely to occur between 10°-19° incline. Suitable for toilets and wash rooms.
- R11 Slip likely to occur between 19°-27° incline. Suitable for domestic kitchens / small commercial kitchens.
- R12 Slip likely to occur between 27°-35° incline. Suitable for domestic kitchens / large commercial kitchens.
- R13 Slip likely to occur over 35° incline.

*We strongly recommend the use of a professional tiling contractor.

Please note: some individual tiles within a range may not be suitable for all purposes indicated in this table. Please check individual tile suitability on range pages.



Tile Range	Page	All Walls	Bathroom Floors	Wetroom Floors	Kitchen Floors	Living Area Floors	Wood Burner / Fire Surround
Arles	60-61	✓	✗	✗	✗	✗	✓
Aspenwood	144-145	✓	✓	✗	✓	✓	✗
B&W Star	90-91	✓	✓	✗	✓	✓	✗
Barrington	74-75	✓	✓	✗	✓	✓	✗
Bevelled	62-63	✓	✗	✗	✗	✗	✓
British Stone	120-123	✓	✓	Mosaics	✓	✓	✗
Buxy	72-73	✓	✓	✗	✓	✓	✗
Calacatta	102-103	✓	✓	✗	✓	✓	✗
Cayman	112-113	✓	✓	✗	✓	✓	✗
Classic	88-89	✓	✓	✗	✓	✓	✗
Cliveden	76-77	✓	✓	✗	✓	✓	✗
Contrasti	68-69	✓	✓	✗	✓	✓	✓
Core	118-119	✓	✓	✗	✓	✓	✗
Cuban	66-67	✓	✓	✗	✓	✓	✓
Dyroy	56-57	✓	✗	✗	✗	✗	✓
Earth	134-135	✓	✓	✗	✓	✓	✗
Handcrafted	104-105	✓	✓	✗	✓	✓	✗
Havana	64-65	✓	✓	✗	✓	✓	✓
Inari	96-97	✓	✓	✗	✓	✓	✗
Inwood	142-143	✓	✗	✗	✗	✗	✓
Kingston	86-87	✓	✓	✗	✓	✓	✗
Knole	78-79	✓	✓	✗	✓	✓	✗
Kursaal	124-127	✓	✓	✓	✓	✓	✗
Linear	132-133	✓	✓	Mosaics	✓	✓	✗
Marmori	98-101	✓	✓	✗	✓	✓	✗
Montecarlo	138-139	✓	✗	✗	✗	✗	✗
Mosaics	152-153	✓	✗	✗	✗	✗	✗
Moulden	148-149	✓	✓	✗	✓	✓	✗
Nature	82-83	✓	✓	Mosaics	✓	✓	✗
Nebula	92-93	✓	✓	✗	✓	✓	✗
Poitiers	58-59	✓	✗	✗	✗	✗	✓
Polesden	80-81	✓	See coordinating Knole tile range				✗
Realstone Rain	108-111	✓	✓	✗	✓	✓	✗
Rock	84-85	✓	✓	✗	✓	✓	✗
Rust	116-117	✓	✓	✗	✓	✓	✗
Sintesis	106-107	✓	✓	✗	✓	✓	✗
Stix	136-137	✓	✓	✗	✓	✓	✗
Stone by Stone	130-131	✓	✓	✗	✓	✓	✗
Tiffany	140-141	✓	✗	✗	✗	✗	✓
Timeless	114-115	✓	✓	✗	✓	✓	✗
Treverkever	146-147	✓	✓	✗	✓	✓	✗
Tundra Sky	94-95	✓	✓	✗	✓	✓	✗
Urban	128-129	✓	✓	✗	✓	✓	✗
Varadero	70-71	✓	✓	✗	✓	✓	✗
Victorian	150-151	✓	✓	✗	✓	✓	✗

 **G·E·M·I·N·I**[®]
ceramic wall & floor tile collection

Note your favourite tile ranges below...

Colour photos and product shots are intended as a guide only, to give an indication of colour and texture. Products will vary in colour, texture and shade. Please always check prior to fixing. In the interest of continuing design, development and product improvements, we reserve the right to alter, amend or delete products without prior notice. All dimensions are in millimetres. Whilst every care has been taken in the production of this brochure, we cannot be held responsible for any errors or omissions. This brochure does not form part of a contract of sale.

