



**CTD**

ceramic tile distributors

**PORCELAIN PAVING**

**Paving the way for outdoor living**

# Welcome

We are delighted to welcome you to the new CTD Porcelain Paving brochure, a showcase of our stunning collection of porcelain paving products, and also a helpful guide on styling and practical considerations.

CTD values quality and practicality above all else, guaranteeing that your porcelain paving will be both beautiful to behold and reliable for many years to come. Brought to you by the established CTD Group, you can also be assured that you will experience excellent customer service and support.

Our latest collection of products brings you a superb range of styles, colours and textures which will elevate the design of your landscaping project. With looks inspired by natural stone, concrete and wood materials, the CTD Porcelain Paving collection is sure to have the perfect product for you.

As well as our product collection, we also invite you to explore the styling advice on pages 4-5. You can also find information on installation methods and products, guidelines and layout patterns on pages 28-32.



ceramic tile distributors  
**PORCELAIN PAVING**

For enquiries and samples please contact  
[porcelainpaving@ctdtiles.co.uk](mailto:porcelainpaving@ctdtiles.co.uk)

Find Porcelain Paving by CTD on social media



[ctdtiles.co.uk/porcelainpaving](http://ctdtiles.co.uk/porcelainpaving)



Oaktime Cherry & Inwood 3D Beige

## Contents

Why Porcelain Paving?	2
What's Your Outdoor Style?	4

### Porcelain Paving

Sandstone	6
Lavastone	8
Oaktime	10
British Collection	12
Veined Stone	16
Burlington	18
Minster	20
Optimal	22

### Porcelain Cladding

Vesuvio	24
Slate Mix	25
Inwood	26
Tiffany	27

### Installation

Fixing and Grouting	28
Raised Pedestal System	30
Guidelines	31
Layout Patterns	32

# Why Porcelain Paving?

Lavastone Grey



Make the most of outdoor spaces and turn garden goals into a reality with CTD's exclusive collection of porcelain paving.

You may be wondering what the difference is between using traditional or concrete paving slabs and porcelain paving. Whilst traditional paving has been the typical choice for many years, porcelain paving has grown in popularity over recent years due to its extensive features and benefits.

Porcelain paving can be used to create a stunning modern outdoor patio, transform back yards, terraces and courtyards, or to create beautiful pathways and walkways.

Our collection of porcelain paving provides an eye-catching yet functional paving option for your garden or outdoor entertaining spaces, for parties, playtime or just general relaxation with a spot of alfresco dining.

## Benefits of Porcelain Paving

-  Low maintenance
-  Easy to clean
-  Frost damage resistant
-  Excellent slip resistance
-  Resistant to de-icing salts and chemicals
-  Hard wearing and high scratch resistance
-  Higher stain resistance
-  No sealing required
-  Load resistant - suitable for driveways and raised pedestals\*
-  Stylish design with assured performance

\*Using appropriate installation method

# Paving the way for outdoor living

## Why choose CTD Porcelain Paving?

- ◆ High quality porcelain paving
- ◆ Wide range of styles, colours and sizes
- ◆ Widely stocked and readily available in the UK
- ◆ Available from multiple builders merchants
- ◆ Nationwide delivery
- ◆ Sample service
- ◆ Coordinating indoor-outdoor options
- ◆ Large selection to meet a range of budgets



British Collection Anthracite



Minster Rustic



Sandstone Grey

# What's your outdoor style?

Whether you have a large spacious garden or a small walled courtyard, your outdoor area should reflect your personal style and be an extension of your home; a place where you can escape, unwind and relax.



## WOOD EFFECT

Bring the characteristics of timber to your outdoor living space with the wooden textures of **Oaktime** (p10). With grains and knots recreating the look of real wood, plus all the benefits of porcelain, this collection will create a space which truly feels like the great outdoors.

## INDOOR TO OUTDOOR

Extend your indoor living space into your garden with our **British Collection** (p12) and **Veined Stone** (p16) collections, creating a seamless transition between your house and garden. This popular trend for extending open plan living is perfect for outdoor entertaining and family gatherings.



## NATURAL STONE

Nothing adds class to a living space like the textures and patterns of a natural stone design. The high-contrast veining seen in **Lavastone** (p8) is truly sumptuous, especially when coordinated with sleek furniture and lighting.



## MINIMALIST

Create a beautiful outside space inspired by hotel terraces and pool areas, using porcelain paving such as our contemporary **Optimal** (p22) polished concrete-effect paving. Pair with minimalist design schemes, quality lighting and elegant garden furniture for a luxurious garden space.



## LARGE FORMAT

Make a statement with large-format porcelain paving designed to capture the essence of British slate. These impressive pieces from the **British Collection** (p14-15) allow the stone-inspired patterns to truly shine over a large canvas, perfect for creating an impactful and sleek look in your outdoor space.



## OUTDOOR KITCHEN

The outdoor kitchen is highly desirable, especially in the summer months when people are keen to entertain in the sun. Our collection of porcelain paving and wall cladding, including **Oaktime** (p10) and **Inwood** (p26), coordinate wonderfully to add style to a space which is both practical and lively.

# Sandstone

A stunning imitation of natural smooth-cut sandstone in two attractive shades. This multi-format collection should be laid in an opus pattern for a charming traditional look in an outdoor space.




300x600x20mm 300x300x20mm



600x600x20mm



Beige B0046450



Grey B0046451

## Project Pack (sold in pallets only)

Size	Quantity / pack	Coverage / pack
600x600x20mm	30	A full pack containing all 3 sizes (78 pieces) covers 18.36M <sup>2</sup>
600x300x20mm	36	
300x300x20mm	12	

Sandstone should be laid in an opus pattern with a 5mm spacing joint. See page 32 for layout patterns. All sizes are nominal.



Grey



Beige



Grey



Ivory

8 Anthracite

# Lavastone

Bring outdoor spaces to life with beautiful volcanic rock-inspired external porcelain paving in three contemporary tones, ideal for classic or contemporary designs.



800x600x18mm



Ivory B0046425



Grey B0046424



Anthracite B0046423

Size	Quantity / M <sup>2</sup>	Quantity / pack	Coverage / pack
800x600x18mm	2.09	40	19.2M <sup>2</sup>

All sizes are nominal.



Grey

9



Cherry



10 Milk



Milk

## Oaktime

Capturing the sought-after look of real timber with its natural grains, knots and textures, Oaktime outdoor porcelain paving provides a durable, weatherproof surface ideal for contemporary external living spaces.

1200x300x20mm



Milk B0045237



Cherry B0045239



Walnut B0045238

Size	Quantity / M <sup>2</sup>	Quantity / pack	Coverage / pack
1200x300x20mm	2.78	64	23.04M <sup>2</sup>

All sizes are nominal.

# British Collection

Design eye-catching and durable paving solutions for outdoor areas with this beautiful collection which recreates the unique look of British slate.



**Coordinating  
indoor-outdoor options**

600x600x20mm



Beige B0046089



Grey B0046091



Anthracite B0046090

Size	Quantity / M <sup>2</sup>	Quantity / pack	Coverage / pack
600x600x20mm	2.85	72	25.23M <sup>2</sup>

All sizes are nominal.



Combine with coordinating 9mm internal options for a continuous flow from indoors to outdoors.


Beige B0032918 | Grey B0032919 | Anthracite B0032922



Beige



Grey



Anthracite





# British Collection

Bring large format style to outdoor areas with this elegant and durable collection inspired by the textures found in British slate.




Coordinating  
indoor-outdoor options

1200x600x20mm



Beige B0046361



Grey B0046362



Anthracite B0046363

**NEW  
SIZE**

Size	Quantity / M <sup>2</sup>	Quantity / pack	Coverage / pack
1200x600x20mm	1.39	30	21.6M <sup>2</sup>

All sizes are nominal.



Combine with coordinating 9mm internal options for a continuous flow from indoors to outdoors.

Beige B0032965 | Grey B0032966 | Anthracite B0032967



# Veined Stone

A stunning collection of stone-inspired porcelain paving which captures the delicate veining and shade variation seen in English veined limestone.



**Coordinating  
indoor-outdoor options**


600x600x20mm



Light Grey B0046092



Dark Greige B0046093



Anthracite B0046094

Size	Quantity / M <sup>2</sup>	Quantity / pack	Coverage / pack
600x600x20mm	2.85	72	25.23M <sup>2</sup>

All sizes are nominal.



Combine with coordinating 9mm internal options for a continuous flow from indoors to outdoors.

Light Grey B0043802 | Dark Greige B0043803 | Anthracite B0043804



Dark Greige



Anthracite

Grey

17



# Burlington

Create an elegant, classic look to your garden with the Burlington collection. Combining the characteristics of aged slate with the benefits of modern porcelain, this beautiful paving has a light riven texture and natural appearance.

900x600x20mm



Ivory A0017673



Silver A0017676

Size	Quantity / M <sup>2</sup>	Quantity / pack	Coverage / pack
900x600x20mm	1.88	30	15.98M <sup>2</sup>

All sizes are nominal.

# Minster

With a riven texture and the authentic appearance of natural slate, Minster is the perfect choice for creating a sumptuous and sophisticated outdoor living space.

900x600x20mm

**NEW  
COLOUR**



Rustic B0046449



Black A0018230

Size	Quantity / M <sup>2</sup>	Quantity / pack	Coverage / pack
900x600x20mm	1.88	30	15.98M <sup>2</sup>

All sizes are nominal.



Black



Rustic



# Optimal

The Optimal collection has a distinctive but varied colour blend which creates a modern, contemporary appearance of polished concrete.

900x600x20mm



Beige A0018228



Anthracite A0017677



Graphite A0018229

Size	Quantity / M <sup>2</sup>	Quantity / pack	Coverage / pack
900x600x20mm	1.88	30	15.98M <sup>2</sup>

All sizes are nominal.



Anthracite

# PORCELAIN CLADDING

Continue the style and quality of your porcelain paving with coordinating cladding for external walls.

Our collection of highly textured porcelain cladding is reminiscent of exposed brickwork and reclaimed materials, with each tile featuring built-up layers that combine to create a rustic mosaic with distinctive elements.

As well as contributing eye-catching style to the walls of your external space, porcelain cladding is also highly durable and weather resistant.



## Vesuvio

Inspired by volcanic rock, the Vesuvio collection features an assortment of unique stone-effect textures in contrasting shades.



610x150mm (thickness from 7-11mm)



Grey B0046474



Anthracite B0046473

Internal Corner



Grey B0046634  
Anthracite B0046632

External Corner



Grey B0046635  
Anthracite B0046633

Size	Quantity / M <sup>2</sup>	Quantity / box	Coverage / box	Weight / box
610x150mm	10.78	11	1.01 / M <sup>2</sup>	18.8kg
Corners	-	6	-	4.5kg



## Slate Mix

Add personality to outdoor walls with slate-effect porcelain cladding in an eye-catching mix of shades, complete with authentic looking stone textures.



610x150mm (thickness from 7-11mm)



Multicolour B0046472



Grey B0046471

Internal Corner



Multicolour B0046636  
Grey B0046638

External Corner



Multicolour B0046637  
Grey B0046639

Size	Quantity / M <sup>2</sup>	Quantity / box	Coverage / box	Weight / box
610x150mm	10.78	11	1.01 / M <sup>2</sup>	18.8kg
Corners	-	6	-	4.5kg

Multicolour



## Inwood

Complete the look with textured split face porcelain wall cladding which works as a stylish backdrop to any external dining or kitchen area.

610x150mm (thickness from 7-11mm)



3D Beige B0039804



3D Black B0039803

Internal Corner




3D Beige B0046648  
3D Black B0046646

External Corner



3D Beige B0046649  
3D Black B0046647

Size	Quantity / M <sup>2</sup>	Quantity / box	Coverage / box	Weight / box
610x150mm	10.78	11	1.01 / M <sup>2</sup>	18.8kg
Corners	-	6	-	4.5kg



## Tiffany

Highly textured split-face effect porcelain cladding reminiscent of exposed brickwork - ideal for creating stylish walled areas in external spaces.

610x150mm (thickness from 7-11mm)



White B0039956



Grey B0039957



Dark B0039958

Internal Corner



White B0046640  
Grey B0046642  
Dark B0046644

External Corner



White B0046641  
Grey B0046643  
Dark B0046645

Size	Quantity / M <sup>2</sup>	Quantity / box	Coverage / box	Weight / box
610x150mm	10.78	11	1.01 / M <sup>2</sup>	18.8kg
Corners	-	6	-	4.5kg

Grey

# FIXING AND GROUTING FOR PORCELAIN PAVING

These products are recommended for installing Porcelain Paving onto a pre-prepared Type 1 MOT sub-base or concrete base, or onto concrete suitable for direct paving installation.



**25kg BAL External Bedding Mortar**  
C0003181

A special cement with graded fillers for producing a high performance mortar bed for external use, allowing external pavers and tiles to be fixed to the requirements of BS 7533.



**20kg BAL External Priming Slurry Bond**  
C0003183

A highly polymer-modified cement-based priming slurry – engineered for fixing natural stone and porcelain tiles or pavers in external areas onto BAL Bedding Mortar.



**10kg BAL External Terrace Grout**

A high performance, polymer-modified cementitious grout for grouting joints between natural stone and porcelain tiles in external areas.

Beige C0003184 | Light Grey C0003185  
Dark Grey C0003186 | Charcoal C0003187



**25kg BAL External Level Out**  
C0003182

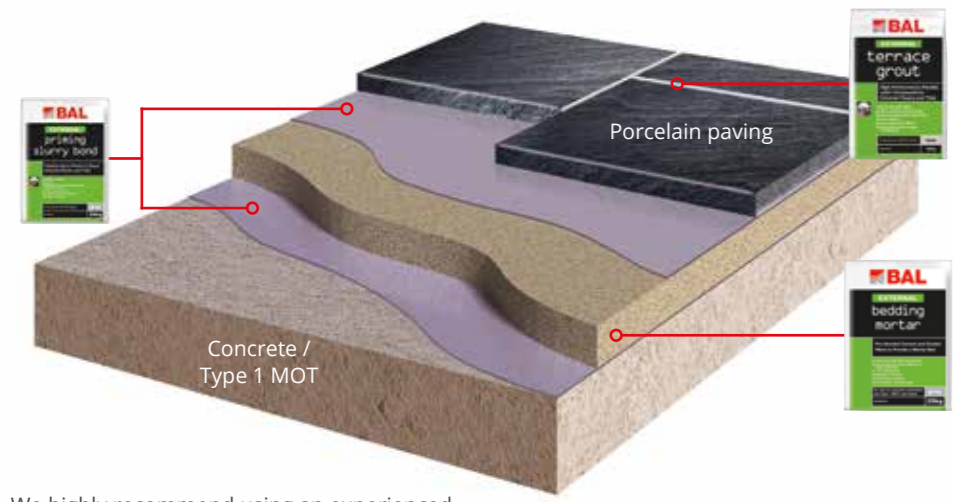
A high performance, fast-setting external leveller for smoothing external concrete bases prior to tiling.



**20kg BAL Pourable One Floor Adhesive**  
C0002530

A pourable tile adhesive for floors, BAL Pourable One is perfect for fixing porcelain paving in exterior environments.

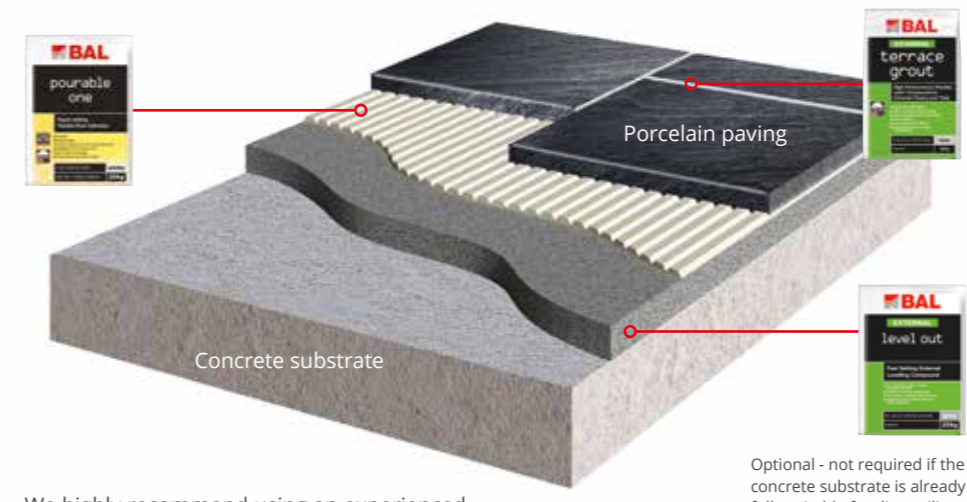
## INSTALLATION ONTO CONCRETE OR TYPE 1 MOT



We highly recommend using an experienced professional tradesperson such as a hard landscaper or tiling contractor to pave outdoor areas.



## INSTALLATION ONTO CONCRETE



We highly recommend using an experienced professional tradesperson such as a hard landscaper or tiling contractor to pave outdoor areas.

Optional - not required if the concrete substrate is already fully suitable for direct tiling

# FIXING PRODUCTS FOR PORCELAIN CLADDING

These products are recommended for the installation of porcelain cladding onto external walls.\*

\*Subject to BS 5385 requirements for mechanical fixing above 3M heights where tiles >0.1M<sup>2</sup> are installed.



**20kg BAL Flex One S1 Tile Adhesive**  
C0002862

A standard-set adhesive with a long open and working time, excellent non-slip properties and may be grouted in as little as six hours.



**25kg BAL Quickset Render**  
C0001474

A pre-mixed rapid-setting polymer-modified cement/sand render mortar suitable for preparing wall surfaces for installing ceramics or natural stone in dry or wet interior or exterior environments.





## PEDESTAL PRIME® RAISED PEDESTAL SYSTEM

On terraces, balconies or where under paving access is required, it is possible to build a raised level floor that still allows rainwater drainage. This can also be used to create a flat floor over a sloped surface using our recommended Pedestal Prime® system.

Simple to use, this system has multiple elements that integrate with each other in a single perfect assembly. With the Pedestal Prime® supports, you do not need additional rings, tubes or extensions as you may with other pedestal systems: the extension is already integrated.

There are three different sizes of supports which adapt perfectly to the three bases, covering heights from 30mm to 420mm. Its ergonomic shape also makes it easy to adjust.

### Advantages of using pedestals

- Significant weight reduction on the structure due to elimination of concrete screed
- Ability to adjust the system to compensate for small differences in height and slope
- Excellent absorption of expansions
- Allows pipes and drainage systems to be hidden
- Speed of installation saves time and costs
- Environmentally friendly - fully recyclable components
- Dry laying means no adhesives or chemicals are needed
- Strong weight resistance, ensuring durability and safety
- Better sound insulation due to anti-slip and anti-noise components
- Better thermal insulation due to interspace between the flooring and the underlying membrane

*Pedestals are available in three sizes:  
30-65mm, 65-155mm and 155-420mm*



## GUIDELINES

We highly recommend using an experienced professional tradesperson such as a hard landscaper or tiling contractor to pave outdoor areas.

### GENERAL INFORMATION

#### Dimensions

All dimensions are nominal and subject to industry standard tolerances, as per BS EN 14411:2016. All our paving ranges are rectified.

#### Batching & Colour Variation

All packs/pallets are identified with a batch reference. You should take care that all your project requirements are ordered together to ensure you receive packs all from the same batch and, therefore, with the same shade reference. However, even when laying from multiple packs of the same batch reference, we still recommend mixing the packs as you install.

Keep note of your shade and batch references. If you ever wish to extend your area in the future, we may be able to help you find as good a match as possible.

Please note, our ranges are reproductions of natural stone so are designed to have some variation in colouring and/or pattern and/or texture from tile-to-tile.

The images in our marketing literature and sources are for guidance purposes only and are merely indicative of finished shadings and variations.

#### Surface Finishes

All our ranges are classified as having low risk potential for slipperiness and fit for external use. Internal and external paving specifications may vary in surface finish, be assured, both options are tested to the appropriate anti-slip ratings.

#### Weathering & Maintenance

Porcelain paving has a high resistance to staining compared to many other paving types so is easily maintained. However, all external areas are subject to some maintenance and cleaning with some sites requiring more than others. Regular maintenance is easily carried out using products from the Lithofin range. Alternatively, for most domestic settings, scrubbing with soapy water or using a pressure washer on an appropriate setting and we'd recommend with a rotary patio cleaner head, is usually adequate. Please note, inappropriate pressure washing though unlikely to damage your tile, may damage your jointing and other hard landscaping.

During the autumn months clear up leaves that gather as regularly as you are able, to keep more arduous maintenance to a minimum. Leaves can leach tannins that can discolour all your hard landscaping products and may need a little more work to clean up. Gathered leaves will also encourage algae bloom and other organic growths.

### INSTALLATION


Please see Fixing & Grouting on pages 28-29 for an overview of installation methods.

For full installation how-to advice please contact us for a copy of our user guide.




Optimal Graphite


# LAYOUT PATTERNS




**LINEAR** (Square)



**LINEAR** (Rectangular)




**OFFSET BRICKBOND**



**OPUS** (Multi-format)



# NOTES



British Collection Anthracite

Colour photos and product shots are intended as a guide only, to give an indication of colour and texture. Products will vary in colour, texture and shade. Please always check prior to fixing. In the interest of continuing design, development and product improvements, we reserve the right to alter, amend or delete products without prior notice. All dimensions are in millimetres. Whilst every care has been taken in the production of this brochure, we cannot be held responsible for any errors or omissions. This brochure does not form part of a contract of sale.



ceramic tile distributors

**PORCELAIN PAVING**

For enquiries and samples please contact  
[porcelainpaving@ctdtiles.co.uk](mailto:porcelainpaving@ctdtiles.co.uk)

Find Porcelain Paving by CTD on social media



[ctdtiles.co.uk/porcelainpaving](http://ctdtiles.co.uk/porcelainpaving)